

World's Most Trusted Family of Handheld RF and Microwave Analyzers



CellMaster 

SpectrumMaster 

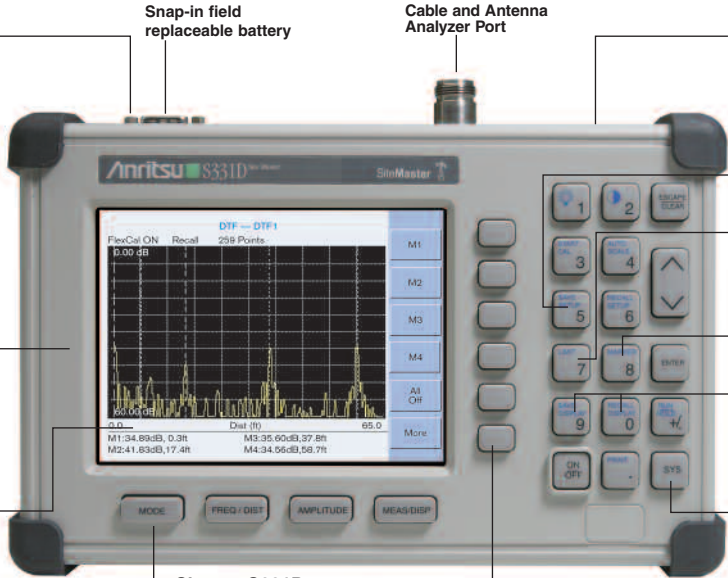
Introducing applications specific solutions
for the RF and Microwave field testing industry

Anritsu



Site Master

Site Master's seven models of site measurement tools accurately locate and identify cable and antenna system faults from 2 MHz to 20 GHz.



RS-232 Interface
Transfer stored data to and from a personal computer (PC) or download to a printer via a serial cable for further analysis. Use PC to automatically control and collect data in the field.

Snap-in field replaceable battery

Cable and Antenna Analyzer Port

Optional Power Detector Port
Add power measurement capability.

Save Setup
Ten setups for fast repeatable testing.

Limit
Create simple pass/fail measurements.

Marker
Six markers for more comprehensive measurements.

Save and Recall Display
Up to 200 memory locations. Alphanumeric data labeling and automatic time/date stamp simplify data management.

Multilingual User Interface
Multi-language user interface features on-screen menus and messages in six different languages: Chinese, English, French, German, Japanese, and Spanish.

Rugged & Reliable Chassis Design
Ruggedized, lightweight, compact, high-impact housing is designed to withstand repeated drops and rough handling. Weather resistant seals and rubber membrane keypad protect the unit from dirt and moisture.

Large High Resolution Display
High resolution (640x480) display featuring contrast and back-lighting capability. Easy viewing under a variety of lighting conditions. Optional TFT color monitor for S331D/S332D.

Unit Measurements
25.4 x 17.8 x 6.1 cm

Function Keys
Four dedicated function keys simplify measurement tasks.

Soft Keys
Intuitive soft key menu and user interface.

Cable List
Quickly select cable type and test parameters without set-up errors. Site Master features pop-up menus that contain over 75 of the most popular cables used within the industry in three preset frequency bands, and 49 user-defined cables.

Shown: S331D

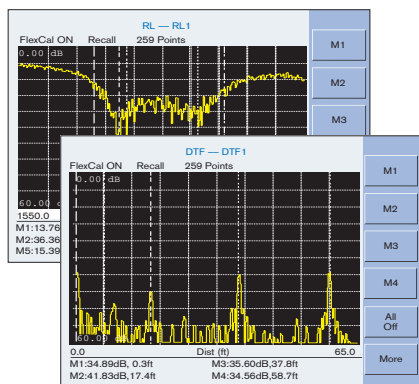
Reduces Errors, Increases System Uptime

Anritsu's Site Master cable and antenna analyzers are the preferred choice of service providers, network operators and contractors worldwide who install, deploy, maintain and troubleshoot wireless communication systems.

Featuring an advanced synthesizer-based, handheld, battery-operated design, Site Master helps wireless field engineers and technicians detect cable feedline and antenna system problems before they become costly, time-consuming system failures.

FEATURES

- Return Loss/VSWR Measurements
- Cable Loss Measurement
- Distance-to-Fault Measurements
- 130, 259, or 517 Data Points
- ≥ 42 dB Corrected Directivity after Calibration
- Superior Interference Immunity
- Segmented Limit Lines
- Trace Overlay
- InstaCal™ Calibration with Single Connection





Cell Master



The Cell Master is the only instrument you need for complete base station maintenance and trouble-shooting.

Snap-in field replaceable battery

External DC Power Port

Spectrum Analyzer and Power Meter Port

GPS

Cable and Antenna Analyzer Port

External Frequency Reference and External Trigger

CDMA Timing Input

T1/E1 Receive and Transmit Port

Save Setup
25 setups for fast repeatable testing.

Marker
Six markers for more comprehensive measurements.

Limit
Create simple pass/fail measurements.

Save and Recall Display
Up to 200 memory locations. Alphanumeric data labeling and automatic time/date stamp simplify data management.

Multilingual User Interface
Multi-language user interface features on-screen menus and messages in six different languages: Chinese, English, French, German, Japanese, and Spanish.

AM/FM Receiver with Internal Speaker
Built-in AM/FM demodulator enables testing and troubleshooting of wireless communications systems. An internal speaker and headphone jack are included.

Soft Keys
Intuitive soft key menu and user interface.

Function Keys
Four dedicated function keys simplify measurement tasks.

TFT Color Display
Standard TFT (640x480) color display featuring variable brightness control. Viewable in direct sunlight.

Unit Measurements
25.4 x 17.8 x 6.1 cm

Rugged & Reliable Chassis Design
Ruggedized, lightweight, compact, high-impact housing is designed to withstand repeated drops and rough handling. Weather resistant seals and rubber membrane keypad protect unit from dirt and moisture.

RS-232 Interface
Transfer stored data to and from a personal computer (PC) or download to a printer via a serial cable for further analysis. Use PC to automatically control and collect data in the field.

Shown: MT8212B

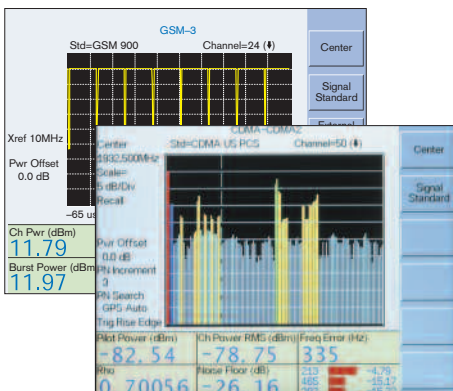
Now – Complete Cable, Antenna, and Base Station Analysis in a less than five pound box

The Cell Master from Anritsu is a single instrument that combines all of the tools required to simplify the job of maintaining and troubleshooting base stations.

The Cell Master combines the functionality of a cable and antenna analyzer, spectrum analyzer, AM/FM demodulator, power meter, channel scanner, transmitter analyzer (GSM and CDMA), transmission analyzer for 2-port devices (built-in RF source), interference analyzer, GPS receiver, CW Signal Generator and T1/E1 analyzer.

FEATURES

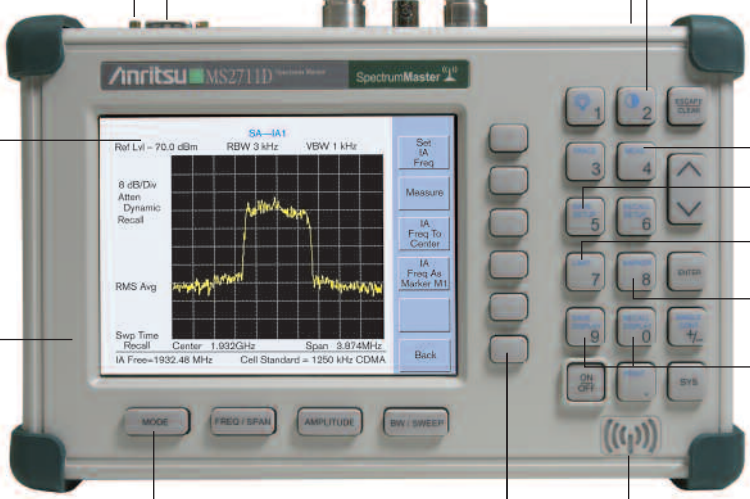
- TFT Color Display Viewable in Sunlight
- Built-in Worldwide Frequency Standards and Frequency Channels
- Vector Error Correction and Superior Immunity to Interference in Cable and Antenna Measurements
- 130, 259 or 517 Data Points
- Transmitter Measurements (GSM and CDMA) to Monitor Base Station Performance
- Built-in GPS Receiver for Location Information
- Interference Analyzer to Locate Intermittent Interference
- T1/E1 Histogram Display





Spectrum Master

The MS2711D's exceptional performance, ease-of-use and broad functionality make it the ideal on-site survey and testing tool.



External Frequency Reference and External Trigger

Spectrum Analysis Port

Transmission Measurement (RF Source) to measure loss or gain of two port devices from 25 MHz to 3 GHz.

Option 6
For control of an external frequency extension module.

RS-232 Interface
Transfer stored data to and from a personal computer (PC) or download to a printer via a serial cable for further analysis. Use PC to automatically control and collect data in the field.

Snap-in field replaceable battery

Multilingual User Interface
Multi-language user interface features on-screen menus and messages in six different languages: Chinese, English, French, German, Japanese, and Spanish.

Large High Resolution Display
High resolution (640x480) display featuring contrast and back-lighting capability. Easy viewing under a variety of lighting conditions. Optional TFT color monitor for MS2711D.

Measurement Key
Various functions and measurements include field strength, occupied bandwidth, channel power, ACPR and AM/FM demodulation.

Save Setup
Ten setups for fast repeatable testing.

Rugged & Reliable Chassis Design
Ruggedized, lightweight, compact, high-impact housing is designed to withstand repeated drops and rough handling. Weather resistant seals and rubber membrane keypad protect unit from dirt and moisture.

Limit Line
Create simple pass/fail measurements.

Marker
Six markers for more comprehensive measurements.

Save and Recall Display
Up to 200 memory locations. Alphanumeric data labeling and automatic time/date stamp simplify data management.

Unit Measurements
25.4 x 17.8 x 6.1 cm

Function Keys
Four dedicated function keys simplify measurement tasks.

Soft Keys
Intuitive soft key menu and user interface.

AM/FM Receiver with Internal Speaker
Built-in AM/FM demodulator enables testing and trouble-shooting of wireless communications systems. An internal speaker and jack are included.

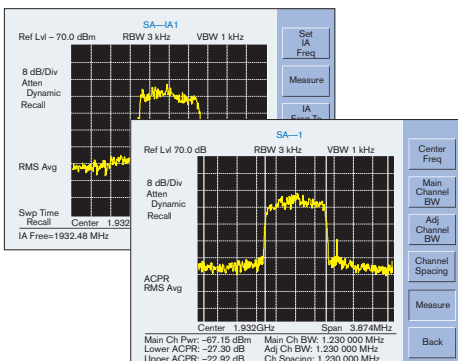
Spectrum Analysis – Anywhere, Anytime

Anritsu's Spectrum Master handheld spectrum analyzer provides the "ultimate" in measurement flexibility in field environments and applications. Spectrum Master is the lightest, fully functional spectrum analyzer available for engineers and technicians to locate, identify, and solve communication systems problems without sacrificing measurement accuracy.

Operation is straight-forward. Menu-driven and the smart measurement user interface is easy to use and requires little training.

FEATURES

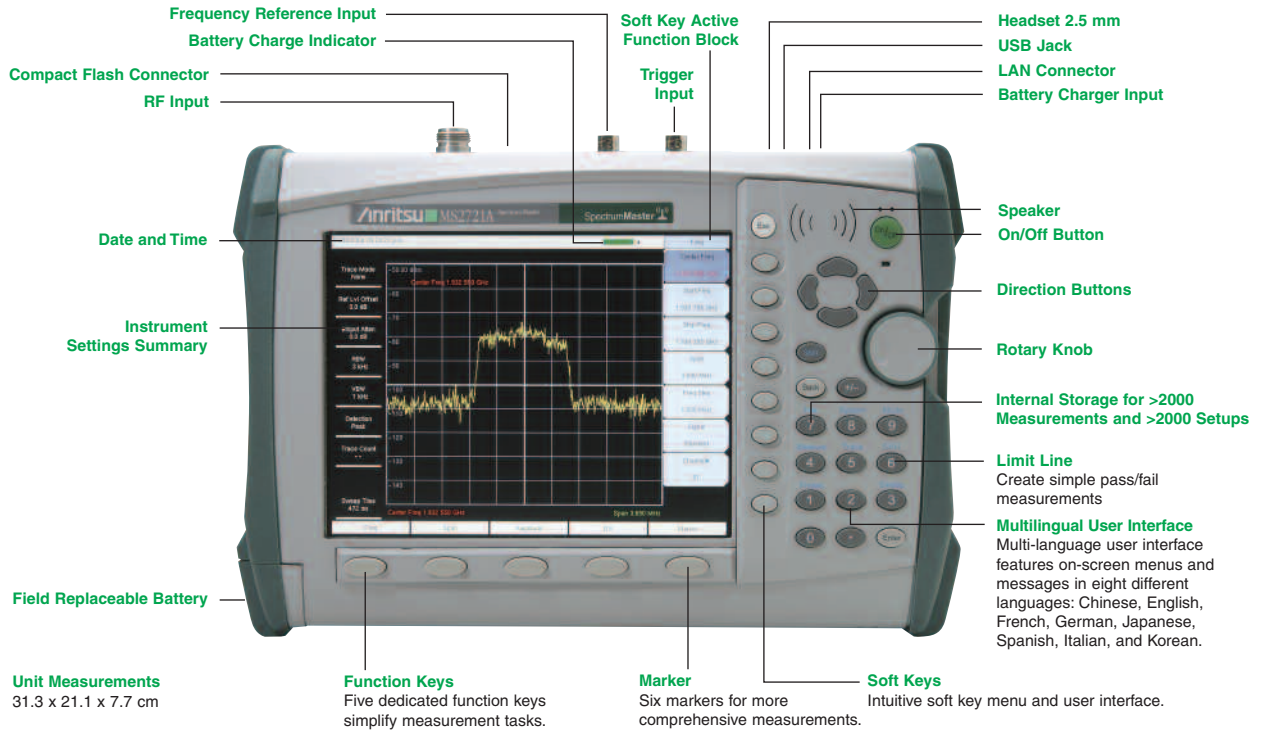
- Wide Dynamic Range, Featuring -135 dBm DANL
- +43 dBm Maximum Safe Input Power
- Built-in Pre-Amplifier
- Quick Zoom-in, Zoom-out Display
- Manual and Automatic Coupling/Decoupling of Span, RBW and VBW Functions
- Manual and Automatic Attenuator Control
- Field Strength Measurement
- Occupied Bandwidth Measurement
- ACPR (Adjacent Channel Power Ratio)





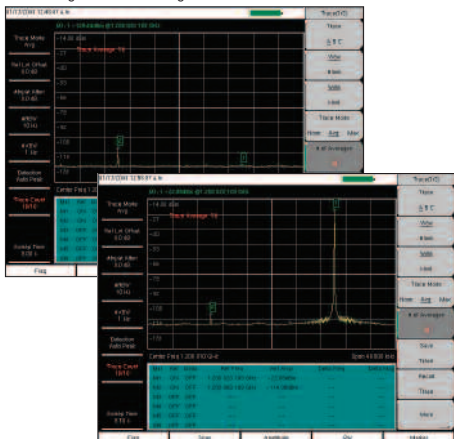
Spectrum Master

The MS2721A is the most advanced ultra-portable spectrum analyzer on the market, featuring unparalleled performance and size at a modest price.



High Performance Handheld Spectrum Analyzer

Measuring a -114 dBm signal



Wide Dynamic Range - measuring a -114 dBm signal with the presence of a -22 dBm signal 20 kHz away.

Anritsu's MS2721A is taking Handheld Spectrum Analysis to new levels. The sensitivity provided by this instrument coupled with a wide selection of resolution bandwidth makes the MS2721A ideal for the most challenging measurements. The high performance delivered over the entire frequency range makes it an excellent tool not only in the field, but also in the lab.

Operation is intuitive. Smart measurements include field strength, channel power, occupied BW, ACPR, and C/I.

FEATURES

- Continuous Frequency Coverage from 100 kHz to 7.1 GHz
- Wide Dynamic Range, Featuring -153 dBm DANL Typical @ 1 GHz
- -100 dBc/Hz SSB Phase Noise at 10, 20, and 30 kHz Offset from Carrier
- Weight 2.9 kg (6.4 lbs.)
- Li-ion Batteries Deliver Approximately 4 Hours of Continuous Operation
- Fast Sweep Speeds
- +43 dBm Maximum Safe Input Power
- Large, Daylight Viewable, 8.4 in. TFT-LCD Display
- USB 2.0 and Ethernet 10/100 Interfaces
- External Compact Flash

Models, Options and Accessories

Site Master™

| Models | S113C | S114C | S331D | S332D | S251C | S810D | S820D |
|---|---------------|---------------|----------------|----------------|-----------------------------|--------------------|------------------|
| Frequency Range | 2 to 1600 MHz | 2 to 1600 MHz | 25 to 4000 MHz | 25 to 4000 MHz | 625 to 2500 MHz | 25 MHz to 10.5 GHz | 25 MHz to 20 GHz |
| Display Points | 130, 259, 517 | 130, 259, 517 | 130, 259, 517 | 130, 259, 517 | 130, 259, 517 | 130, 259, 517 | 130, 259, 517 |
| Interference Immunity | | | | | | | |
| On-Frequency | +10 | +10 | -5 | -5 | +10 RF Out +30 dBc RF In | -10 | -10 |
| On-Channel | +17 | +17 | +17 | +17 | +17 | +13 | +13 |
| Calibration Setups | 10 | 10 | 15 | 25 | 10 | 25 | 25 |
| Memory Locations (max) | 200 | 200 | 200 | 200 | 200 | 200 | 200 |
| Measurement Characteristics | | | | | | | |
| Return Loss | ✓ | ✓ | ✓ | ✓ | ✓ | ✓ | ✓ |
| SWR | ✓ | ✓ | ✓ | ✓ | ✓ | ✓ | ✓ |
| Cable Loss | ✓ | ✓ | ✓ | ✓ | ✓ | ✓ | ✓ |
| DTF | ✓ | ✓ | ✓ | ✓ | ✓ | ✓ | ✓ |
| Insertion Gain | | | | | ✓ | | |
| Isolation | | | | | ✓ | | |
| Insertion Loss | | | | | ✓ | | |
| TFT Color Display (Option 3) | | | ✓ | ✓ | | Standard | Standard |
| Power Monitor (Option 5) | ✓ | ✓ | | | ✓ | ✓ | ✓ |
| Built-in Bias Tee (Option 10) | | | | ✓ | | | |
| Built-in Bias Tee (Option 10B) | | | | | ✓ | | |
| Transmission Measurement RF Source (Option 21) | | | | ✓ | | | |
| Power Meter (Option 29) | | | ✓ | ✓ | | | |
| GPS Receiver requires external antenna (Option 31) | | | | | | ✓ | ✓ |
| T1/E1 (Option 50) | | | ✓ | | | | |
| Spectrum Analysis (MHz) | | 0.1 to 1600 | | 0.1 to 3000 | | | |

Cell Master™

| MT8212B | |
|--|-----------------|
| Cable and Antenna Analyzer Frequency Range | 25 to 4000 MHz |
| Display Points | 130, 259, 517 |
| Interference Immunity | |
| On-Frequency | -5 |
| On-Channel | +17 |
| Return Loss | |
| SWR | ✓ |
| Cable Loss | ✓ |
| DTF | ✓ |
| Spectrum Analyzer | 0.1 to 3000 MHz |
| Power Meter | 4.5 to 3000 MHz |

| Options | |
|-----------|--|
| Option 21 | Transmission Measurement |
| Option 25 | Interference Analyzer (requires directional antenna) |
| Option 27 | Channel Scanner |
| Option 28 | CW Signal Generator |
| Option 31 | GPS (requires GPS antenna) |
| Option 33 | cdmaOne and cdma2000 1XRTT Over the Air (OTA) (requires Options 31 and 43) |
| Option 40 | GSM RF Measurements |
| Option 42 | CDMA RF Measurements |
| Option 43 | cdmaOne and cdma2000 1XRTT demodulator |
| Option 50 | T1/E1 Analyzer |

Spectrum Master™

| Models | MS2711D | MS2721A |
|---------------------------------------|--|--|
| Frequency Range | 100 kHz to 3 GHz | 100 kHz to 7.1 GHz useable down to 9 kHz |
| Span | 10 Hz to 2.99 GHz (plus zero span) | 10 Hz to 7.1 GHz (plus zero span) |
| Resolution Bandwidth (-3 dB width) | 100 Hz to 1 MHz in 1-3 sequence | 10 Hz to 3 MHz in 1-3 sequence |
| Sweep Time | Full span 1.1 sec, 50 μ s, zero span | minimum 100 ms, 50 μ s, zero span |
| SSB Phase Noise (1 GHz) | \leq -75 dBc/Hz at 30 kHz offset | \leq -100 dBc/Hz max to 10, 20 and 30 kHz offset |
| DANL | \leq -135 dBm, \geq 10 MHz in 100 Hz RBW | \leq -153 dBm, typical at 1 GHz in 10 Hz RBW |
| Max Safe Input Power | +43 dBm | +43 dBm |

| MS2711D Options | |
|-----------------|--|
| Option 3 | Color Display |
| Option 6 | Frequency Converter Control Interface (needed for FCN4760) |
| Option 10 | Bias Tee (built-in) |
| Option 21 | Transmission Measurements |
| Option 29 | Power Meter |

SALES CENTERS:

United States & Canada (800) ANRITSU. Fax: (408) 778-0239
 South America 55 (21) 2527-6922 • Europe 44 (0) 1582-433433
 Japan 81 (46) 223-1111 • Asia-Pacific ((852) 2301-4980

For more information visit:
<http://www.us.anritsu.com/family>

Anritsu

Discover What's Possible®



©Anritsu March 2005. All trademarks are registered trademarks of their respective companies. Data is subject to change without notice, for more recent specifications visit www.us.anritsu.com.