

# Keysight Power Products

## Selection Guide – June 2014

A guide to power product solutions to match your test and measurement needs



## Introduction

No surprises from Keysight –  
delivering high-quality power products for more than 50 years.

Since power supplies are used in such a wide variety of applications, Keysight Technologies, Inc. offers a full line of DC and AC power supplies to meet your test requirements. Our family starts with high-value basic power supplies and goes up to high-performance products. In addition, we have specialty power supplies and three modular power supplies to give you the flexibility you need in test system development. For whatever application or industry you work in, Keysight power supplies offer excellent performance and high reliability to give you confidence when making your power supply purchase. Because Keysight knows how to make power supplies.



## In this guide:

Power Supply Categories / 4

Selecting the Right DC Power Supply / 5 - 8

DC Voltage and Current At a Glance / 9 - 10

DC Power Supply Details

- E3600 and U8000 Series Basic Power Supplies / 11
- 6030 Series Basic Autoranging DC Power Supplies / 12
- N5700 and N8700 Series Basic DC Power Supplies / 13
- **New** N8900 Series Autoranging System DC Power Supplies / 14
- 6500 and 6600 Series High-Performance DC Power Supplies / 15
- **New** B2961A/B2962A 6.5 Digit Low Noise Power Source / 16
- **New** N6900 and N7900 Advanced Power System (APS) / 17
- N6700 Low-Profile Modular Power System / 18
- High-Power N6700 DC Power Modules / 18
- N6705B DC Power Analyzer / 19
- 66000 Modular Power System / 20

DC Electronic Loads / 21

**New** AC Sources / 22

Application-Specific Power Products

- N6780 Series Source/Measure Units / 23
- B2900A Series Precision Source/Measure Units / 24
- U2720 USB Modular Source Measure Units / 25
- E5260A/E5270B Source Monitor Units / 26
- B1500A Semiconductor Device Analyzer / 27
- B1505A Power Device Analyzer/Curve Tracer / 28
- N6783A Application-Specific Modules / 29
- 66300 Mobile Communications DC Sources / 30
- E4360 Modular Solar Array Simulators / 31



## Power Supply Categories

### Basic

Affordable, quiet and stable power supplies for both manual and simple computer-controlled operation. The Keysight line of basic power supplies is optimized to provide DC power in applications where speed and accuracy are a low consideration. These power supplies are a high-value fit for the bench and in a system rack.

### Performance

Speed, accuracy and advanced programming features make the performance power supplies the right choice when the DC power supply is a factor in test performance. With features such as *DUT* protection, fast programming times and downloadable V and I sequences, these DC power supplies can reduce your risk during test and system development.



### Specialty

Sometimes it is best to have a power supply with unique capabilities that are tailored to a specific application. For example, the Keysight 66300 Mobile Communications DC Sources are designed to emulate the unique characteristics of a battery for mobile device testing and maintain those characteristics even when using long load leads, such as in an ATE system. The Keysight E4360 Solar Array Simulator simulates solar panel I-V characteristics for satellite development and testing.

### Modular

Keysight offers fully programmable power supplies in a modular format: the N6700 low-profile modular power system, N6705B DC power analyzer, and 66000 modular power system series. With this feature, you now have an extensive choice of power options—from basic through performance. Additionally, all modules interact in the same way at a single interface node, which simplifies system architecture and reduces cost when the test system inevitably changes.

### AC Sources

Keysight provides a full line of basic and performance AC sources to help you test a variety of AC-powered devices. Basic sources provide reliable power while performance sources provide advanced measurements and waveform generation.

### DC Electronic Loads

Electronic loads sink current and dissipate power in an accurate and controlled manner. Connected to circuit under test, an electronic load provides a convenient way to vary the load on the circuit's output in order to understand the circuit's performance. Keysight offers two families of electronic loads—a single output family and a modular, multiple output family.

## Selecting the Right DC Power Supply For Your Application

When you need just a basic power supply, it's quite easy to pick the right one based on your voltage and current requirements. The voltage and current tables are found on pages 9 - 10. From there you can go to the product page(s) for more detail.

When you have specialized requirements that need features such as source and measure, it is quite easy to select from a set of power supplies that are designed exactly for those requirements. Refer to page 23 for specialty power products.

But when you have more complex requirements and you know the power supply is an important part of your test bench, where do you start and what do you need to consider?

Of course you need to select the right voltage and current, but there are other factors to consider when selecting a DC power supply for your applications. This guide gives a definition of the feature, states why it's important, and tells you how to use that feature when specifying the right power supply. In addition, the product families are listed so you can quickly see which product best fits your application. With that information, you can go to the product pages for detailed specifications.

Use the following information to help select the features you need in a DC power supply. Then go to the product page(s) for more detail.

### Output Characteristics

#### Ripple and noise

Use the ripple and noise specification to determine what, if any, affects these variations will have on your circuit or device.

	<b>LOW ripple and noise &lt;10 mVp-p</b>		<b>MEDIUM ripple and noise 5-500 mVp-p</b>	
Ideally, an output is free from any variations in voltage. In practice, there are periodic variations, called ripple, and random variations, called noise. Typically specified as either $V_{rms}$ or $V_{p-p}$ , the most useful spec is $V_{p-p}$ . With $V_{p-p}$ you will know the maximum variation away from the DC setpoint.	6541A-55A	p15	66101A-06A	p20
	6611C-55A	p15	6671A-92A	p15
	66309B-32A	p30	N5700 Series	p13
	B2961A-62A	p16	N6731B-46B	p18
	E3600 Series	p11	N6773A-77A	p18
	N6751A-66A	p18	N8700 Series	p13
	N6781A-84A	p23	N8900 Series	p14
	N6900 Series	p17	U8001A-02A	p11
	N7900 Series	p17		
	U8031A-32A	p11		

#### Programming Accuracy

Use programming accuracy to determine if the power supply can produce a voltage and current within the precision needed by your device.

	<b>HIGH accuracy &lt;0.03%</b>		<b>MEDIUM accuracy &gt;0.05%</b>	
Programming accuracy is a measure of how closely the output will be to the setpoint. Specified as a percent of output plus an offset, you can calculate whether or not the power supply has the precision required. In addition, many power supplies have built-in voltmeters and ammeters to measure its output.	6620 Series	p15	6600 Series	p15
	B2961A-62A	p16	66100 Series	p20
	N6751A-66A	p18	66300 Series	p30
	N6781A-82A	p23	E3600 Series	p11
	N6784A	p23	N5700 Series	p13
	N6900 Series	p17	N6731B-46B	p18
	N7900 Series	p17	N6773A-77A	p18
			N6783A	p29
			N8700 Series	p13
			N8900 Series	p14
		U8000 Series	p11	

## Output Characteristics Continued

### Output Response

Use this specification to select the power supply that is fast enough for your application.

	<b>FAST output response &lt;15 ms</b>	<b>MEDIUM output response &lt;200 ms</b>
When the setpoint changes it will take some time before the output reaches the setting. How fast it reaches the setpoint is a result of its regulation design and the output bandwidth. The specifications are typically for a voltage change from 10% to 90% of its rated output or a load change of 50% to 100%.	6610A-55A p15 66300 Series p30 B2961A-62A p16 N6751A-66A p18 N6781A-84A p23 N6900 Series p17 N7900 Series p17	66100 Series p20 6671A-92A p15 E3600 Series p11 N5700 Series p13 N6731B-46B p18 N6773-77A p18 N8700 Series p13 N8900 Series p14 U8000 Series p11

## Control

### Computer Interface

Specify power supplies with the appropriate hardware and software interface for computer control.

	<b>Manual only</b>	<b>Computer and manual control</b>
Many DC power supplies have both manual and computer control. Some are only manually controlled. Hardware interfaces for DC power supplies include GPIB, USB, and LAN (LXI Core). Software interfaces include the SCPI language and drivers such as IVI-C, IVI-COM, and VXIplug&play.	6500 Series p15 E3620A-30A p11 U8000 Series p11	All others

### Analog Voltage Control Signal

Specify a power supply with an analog input whenever you need to amplify the power or need to track an analog voltage.

	<b>WITH analog input</b>	<b>WITHOUT analog input</b>
Some power supplies provide an analog voltage control input to cause the voltage output to follow this input. Essentially, it amplifies the power since the power supply can provide current up to its rated maximum.	6540 Series p15 6550 Series p15 6640 Series p15 6650 Series p15 N5700 Series p13 N8700 Series p13 N8900 Series p14	All others

## Output Measurements

### Measure V & I Output

Specify power supplies with built-in measurements whenever you need to check the actual voltage and current.

	<b>Built-in measurement</b>
Many power supplies have a built in voltmeter and ammeter to read back their own output. The measurements can be displayed on the front panel or queried by a computer connected to the interface. These measurements are particularly useful in computer- controlled systems. Measurement (or read back) accuracy is specified as a percent of full scale plus an offset.	All models

## Packaging

### Physical Size

Use the size specification to match bench or system use.

Keysight power supplies have standard EIA 19-inch rack dimensions. The width is either half rack width or full rack width while the height ranges from 1U to 5U (1.75 in to 8.57 in). While any size can be used on the bench or in a system rack, the half rack width is generally better for bench applications while the full rack width works well in system racks. Of special note is the 1U height of the N5700 and N6700 Series.

#### HALF rack

6610 Series p15  
 66300 Series p30  
 B2961A-62A p16  
 E3600 Series p11  
 U8000 Series p11

#### FULL rack

All others

### Front or Rear Output Terminals

Select the model with its output terminals in the best location for your application on either the bench or in a system rack.

The output terminals can be located on the front of the power supply or the rear. System and high-current power supplies have their outputs located on the rear panel while bench and some low current power supplies have outputs on the front.

#### FRONT terminals

6610 Series p15  
 B2961A-62A p16  
 E3620A-31A p11  
 N6705B p19  
 U8000 Series p11

#### REAR terminals

All others

### Number of Outputs

Specify multiple outputs per unit when you need to save space on the bench or in a system rack.

Keysight power supplies are configured with 1 to 8 outputs per unit. Multiple output power supplies can save space on the bench or in a rack. Of special note are the 66000 and N6700 modular mainframes that can hold up to 8 and 4 modules respectively.

#### SINGLE outputs

All others

#### MULTIPLE outputs

66000 mfr p20  
 6620 Series p15  
 66300 Series p30  
 B2961A-62A p16  
 E3620-31A p11  
 E3646A-49A p11  
 E4360 mfr p31  
 N6700 mfr p18  
 U8031A-32A p11

mfr = mainframes for the E4360, N6700 and 66000 modular power supplies



## Specialty

### DUT protection

Select power supplies with DUT protection whenever your load may be damaged by over voltage or over current.

Many power supplies can be set for a maximum voltage and current to protect the device under test (DUT). When set, the power supply will limit the voltage and/or current regardless of the load. This feature provides a margin of safety when something goes wrong.

#### WITH DUT protection

All others

#### WITHOUT DUT protection

E3620A-31A p11

### Power arbitrary waveforms

Select power supplies with a LIST feature whenever your device requires the power input to change over time.

To produce an output that changes over time, some power supplies have a built-in memory that can be pre-programmed with a list of setpoints. This eliminates a step-by-step interaction between the host computer and the power supply while simplifying the test program.

#### WITH LIST memory

66000 Series p20  
 B2961A-62A p16  
 E4360 Series p31  
 N6700 Series p18  
 N6705B p19  
 N6900 Series p17  
 N7900 Series p17

#### WITHOUT LIST memory

All others

### Output disconnect or polarity reversal

Select power supplies with optional output relays when your application requires power to be physically disconnected from the device.

Automatic connect, disconnect, and polarity reversal can be accomplished with programmable output relays. By doing so, you will eliminate an external relay and have an easy method to programmatically actuate the relay.

#### WITH optional relays

66000 Series p20  
 6630 Series p15  
 66300 Series p30  
 N6700 Series p18  
 N7900 Series p17

#### WITHOUT optional relays

All others





## DC Voltage and Current At a Glance

Voltage ranges: 5 V to 40 V					
Model numbers	Page	Outputs	5 to 9 V	12 to 20 V	21 to 40 V
6611C-14C	15	1	0-8 V, 5 A (6611C)	0-20 V, 2 A (6612C)	
6621A-24A, 6627A	15	2 to 4	0-7 V, 5 A or 0-20 V, 2 A	0-7 V, 10 A or 0-20 V, 4 A	0-20 V, 2 A or 0-50 V, 0.8 A
6625A-26A, 6628A-29A	15	2 to 4	0-7 V, 15 mA or 0-50 V, 500 mA	0-16 V, 200 mA or 0-50 V, 1 A	
6631B-34B	15	1	0-8 V, 10 A (6631B)	0-20 V, 5 A (6632B)	
6541A-45A and 6641A-45A	15	1	0-8 V, 20 A (65/6641A)	0-20 V, 10 A (65/6642A)	0-35 V, 6 A (65/6643A)
6551A-55A and 6651A-55A	15	1	0-8 V, 50 A (65/6651A)	0-20 V, 25 A (65/6652A)	0-35 V, 15 A (65/6653A)
6571A-75A and 6671A-75A	15	1	0-8 V, 220 A (65/6671A)	0-20 V, 100 A (65/6672A)	0-35 V, 60 A (65/6673A)
6680A-84A	15	1	0-5 V, 875 A (6680A) 0-8 V, 580 A (6681A)	0-21 V, 240 A (6682A)	0-32 V, 160 A (6683A) 0-40 V, 128 A (6684A)
6690A-92A	15	1		0-15 V, 440 A (6690A)	0-30 V, 220 A (6691A)
66001A-6A	20	1 to 8*	0-8 V, 16 A (66601A)	0-20 V, 7.5 A (66602A) 0-20 V, 5 A (66603A)	0-35 V, 4.5 A (66603A)
66309B-32A	30	1 to 2		0-15 V, 3 A (all 663xx)	
E3620A	11	2			0-25 V, 1 A (E3620A x2)
E3630A-31A	11	3	0-6 V, 2.5 A (E3630A x1) 0-6 V, 5 A (E3631A x1)	0-±20 V, 0.5 A (E3630A x2)	0-±25 V, 1 A (E3631A x2)
E3632A-34A **	11	1	0-8 V, 20 A (E3633A r1)	0-15 V, 7 A (E3632A r1) 0-20 V, 10 A (E3633A r2)	0-30 V, 4 A (E3632A r2) 0-25 V, 7 A (E3634A r1)
E3640A-45A **	11	1	0-8 V, 3 A (E3640A r1) 0-8 V, 5 A (E3642A r1) 0-8 V, 8 A (E3644A r1)	0-20 V, 1.5 A (E3640A r2) 0-20 V, 2.5 A (E3642A r2) 0-20 V, 4 A (E3644A r2)	0-35 V, 0.8 A (E3641A r1) 0-35 V, 1.4 A (E3643A r1) 0-35 V, 2.2 A (E3645A r1)
E3646A-49A **	11	2	0-8 V, 3 A (E3646A r1) 0-8 V, 5 A (E3648A r1)	0-20 V, 1.5 A (E3646A r2) 0-20 V, 2.5 A (E3648A r2)	0-35 V, 0.8 A (E3647A r1) 0-35 V, 1.4 A (E3649A r1)
N5741A-52A	13	1	0-6 V, 100 A (N5741A) 0-8 V, 90 A (N5742A)	0-12.5 V, 60 A (N5743A) 0-20 V, 38 A (N5744A)	0-30 V, 25 A (N5745A) 0-40 V, 19 A (N5746A)
N5761A-72A	13	1	0-6 V, 180 A (N5761A) 0-8 V, 165 A (N5762A)	0-12.5 V, 120 A (N5763A) 0-20 V, 76 A (N5764A)	0-30 V, 50 A (N5765A) 0-40 V, 38 A (N5766A)
N6731B-36B	18	1 to 4*	0-5 V, 10 A (N6731B) 0-8 V, 6.25 A (N6732B)	0-20 V, 2.5 A (N6733B)	0-35 V, 1.5 A (N6734B)
N6741B-46B	18	1 to 4*	0-5 V, 20 A (N6741B) 0-8 V, 12.5 A (N6742B)	0-20 V, 5 A (N6743B)	0-35 V, 3 A (N6744B)
N6751A-52A N6761A-62A N6773A-77A	18	1 to 4*		0-20 V, 15 A (N6773A)	0-35 V, 8.5 A (N6774A)
N6753A-56A N6763A-66A	18	2*		0-20 V, 50 A (N6753A) 0-20 V, 50 A (N6755A) 0-20 V, 50 A (N6763A) 0-20 V, 50 A (N6765A)	
N6781A-84A	23, 29	1 to 4*	0-6 V, +3 to-2 A (N6783A-MFG) 0-8 V, +3 to-2 A (N6783A-BAT)	0-20 V, ±3 A (N6781A-82A) 0-±20 V, ±3 A (N6784A)	
N6950A-52A, N6970A-72A N7950A-52A, N7970A-72A	17 17	1 1	0-9 V, 100 A (N69/N7950A) 0-9 V, 200 A (N69/N7970A)	0-20 V, 50 A (N69/N7951A) 0-20 V, 100 A (N69/N7971A)	0-40 V, 25 A (N69/N7952A) 0-40 V, 50 A (N69/N7972A)
N8731A-42A	13	1	0-8 V, 400 A (N8771A)	0-10 V, 300 A (N8732A) 0-15 V, 220 A (N8733A) 0-20 V, 165 A (N8734A)	0-30 V, 110 A (N8735A) 0-40 V, 85 A (N8736A)
N8754A-62A	13	1		0-20 V, 250 A (N8754A)	0-30 V, 170 A (N8755A) 0-40 V, 125 A (N8756A)
U8001A	11	1			0-30 V, 3 A
U8002A	11	1			0-30 V, 5 A
U8031A	11	3			0-30 V, 6 A (Output 1 & 2); 5 V, 3 A (Output 3)

\* Power modules that require a modular mainframe (66000 Series, N6700 Series, N6705, E4360 Series)

\*\* Dual range power supplies; r1 denotes range 1; r2 denotes range 2

## DC Voltage and Current At a Glance *Continued*

Voltage ranges: 50 V to 1500 V					
Model numbers	Page	Outputs	50 to 80 V	100 to 210 V	300 to 1500 V
6611C-14C	15	1	0-50 V, 1 A (6613C)	0-100 V, 0.5 A (6614C)	
6621A-24A, 6627A	15	2 to 4	0-20 V, 4 A or 0-50 V, 2 A		
6631B-34B	15	1	0-50 V, 2 A (6633B)	0-100 V, 1 A (6634B)	
6541A-45A and 6641A-45A	15	1	0-60 V, 3.5 A (65/6644A)	0-120 V, 1.5 A (65/6645A)	
6551A-55A and 6651A-55A	15	1	0-60 V, 9 A (65/6654A)	0-120 V, 4 A (65/6655A)	
6571A-75A and 6671A-75A	15	1	0-60 V, 35 A (65/6674A)	0-120 V, 18 A (65/6675A)	
6690A-92A	15	1	0-60 V, 110 A (6692A)		
66101A-6A	20	1 to 8*	0-60 V, 2.5 A (66104A)	0-120 V, 1.25 A (66105A) 0-200 V, 0.75 A (66106A)	
B2961A-62A	16	1 to 2	0-±210 V, ±0.105 A to ±3 A (B2961A/62A)	0-±210 V, ±0.105 A to ±3 A (B2961A/62A)	
E3632A-34A **	11	1	0-50 V, 4 A (E3634A r2)		
E3640A-45A **	11	1	0-60 V, 0.5 A (E3641A r2) 0-60 V, 0.8 A (E3643A r2) 0-60 V, 1.3 A (E3645A r2)		
E3646A-49A **	11	2	0-60 V, 0.5 A (E3647A r2) 0-60 V, 0.8 A (E3649A r2)		
E4361A	31	1 to 2*	0-65 V, 8.5 A		
E4362A	31	1 to 2*		0-130 V, 5 A	
N5741A-52A	13	1	0-60 V, 12.5 A (N5747A) 0-80 V, 9.5 A (N5748A)	0-100 V, 7.5 A (N5749A) 0-150 V, 5 A (N5750A)	0-300 V, 2.5 A (N5751A) 0-600 V, 1.3 A (N5752A)
N5761A-72A	13	1	0-60 V, 25 A (N5767A) 0-80 V, 19 A (N5768A)	0-100 V, 15 A (N5769A) 0-150 V, 10 A (N5770A)	0-300 V, 5 A (N5771A) 0-600 V, 2.6 A (N5772A)
N6731B-36B	18	1 to 4*	0-60 V, 0.8 A (N6735B)	0-100 V, 0.5 A (N6736B)	
N6741B-46B	18	1 to 4*	0-60 V, 1.6 A (N6745B)	0-100 V, 1 A (N6746B)	
N6751A-52A N6761A-62A N6773A-77A	18	1 to 4*	0-50 V, 5 A (N6751A) 0-50 V, 10 A (N6752A) 0-50 V, 1.5 A (N6761A) 0-50 V, 3 A (N6762A) 0-60 V, 5 A (N6775A)	0-100 V, 3 A (N6776A) 0-150 V, 2 A (N6777A)	
N6753A-56A N6763A-66A	18	2*	0-60 V, 20 A (N6754A) 0-60 V, 17 A (N6756A) 0-60 V, 20 A (N6764A) 0-60 V, 17 A (N6766A)		
N6953A-54A N6973A-77A N7953A-54A N7973A-77A	17 17 17 17	1 1 1 1	0-60 V, 16.7 A (N69/N7953A) 0-60 V, 33.3 A (N69/N7973A) 0-80 V, 12.5 A (N69/N7954A) 0-80 V, 25 A (N69/N7974A)	0-120 V, 16.7 A (N69/N7976A) 0-160 V, 12.5 A (N69/N7977A)	
N8731A-42A	13	1	0-60 V, 55 A (N8737A) 0-80 V, 42 A (N8738A)	0-100 V, 33 A (N8739A) 0-150 V, 22 A (N8740A)	0-300 V, 11 A (N8741A) 0-600 V, 5.5 A (N8742A)
N8754-62A	13	1	0-60 V, 85 A (N8757A) 0-80 V, 42 A (N8738A)	0-100 V, 50 A (N8759A) 0-150 V, 34 A (N8760A)	0-300 V, 17 A (N8761A) 0-600 V, 8.5 A (N8762A)
N8920A-57A	14	1	0-80 V, 170 A (N8920A/40A) 0-80 V, 340 A (N8925A/45A) 0-80 V, 510 A (N8931A/51A)	0-200 V, 70 A (N8921A/41A) 0-200 V, 140 A (N8926A/46A) 0-200 V, 210 A (N8932A/52A)	0-500 V, 30 A (N8923A/43A) 0-500 V, 60 A (N8928A/48A) 0-500 V, 90 A (N8934A/54A) 0-750 V, 20 A (N8924A/44A) 0-750 V, 40 A (N8929A/49A) 0-750 V, 60 A (N8935A/55A) 0-1000 V, 30 A (N8930A/50A) 0-1500 V, 30 A (N8937A/57A)
U8032A	11	3	0-60 V, 3 A (Output 1 & 2); 5 V, 3 A (Output 3)		

\* Power modules that require a modular mainframe (66000 Series, N6700 Series, N6705, E4360 Series)

\*\* Dual range power supplies; r1 denotes range 1; r2 denotes range 2

## E3600 and U8000 Series Basic Power Supplies

### Essential features for a tight budget

When you need reliable power with minimal features, you can rely on the E3600 and U8000 Series basic power supplies.

The E3600 Series offers an extensive choice of voltages, programmability, and number of outputs.

The U8000 Series offers more affordable DC power and provides features typical only in programmable power supplies, such as output sequencing capability, fully integrated overvoltage and overcurrent protection, capability to save and recall up to three memory states, keypad lock and more.

- 30 W to 375 W outputs, 6 V to 60 V, and 0.5 A to 20 A
- Single- to triple-output models in half-rack width size
- Low noise, linear regulation
- Dual range outputs to provide more current at lower voltage settings
- Computer control via GPIB on most E3600 models. Manual control only on the U8000 Series and some E3600 models.



U8001A,  
U8002A,  
U8031A,  
U8032A



E3631A

E3633A  
E3632A

Model	Power (W)	Maximum V (V)	Maximum I (A)	Number of outputs	Number of ranges	Computer interface	Ripple and noise mVp-p	Program. or meter res. mV	Size**
U8001A	90	30	3	1	1	No	12	10	½ RU w x 2 RU h
U8002A	150	30	5	1	1	No	12	10	
U8031A	375	30	6	3	1	No	10	10	½ RU w x 4 RU h
U8032A	375	60	3	3	1	No	10	10	
E3620A	50	25 V / 25 V*	1 A / 1 A*	2	1	No	1.5	10	½ RU w x 2 RU h
E3630A	35	6 V / +20 V / -20 V*	2.5 A / 0.5 A / 0.5 A*	3	1	No	1.5	10	
E3631A	80	6 V / +25 V / -25 V	5 A / 1 A / 1 A	3	1	GPIB	2	1.5	
E3632A	120	15 V r1 / 30 V r2	7 A r1 / 4 A r2	1	2	GPIB	2	1	½ RU w x 3 RU h
E3633A	200	8 V r1 / 20 V r2	20 A r1 / 10 A r2	1	2	GPIB	3	1	
E3634A	200	25 V r1 / 50 V r2	7 A r1 / 4 A r2	1	2	GPIB	3	3	
E3640A	30	8 V r1 / 20 V r2	3 A r1 / 1.5 A r2	1	2	GPIB	5	5	
E3641A	30	35 V r1 / 60 V r2	0.8 A r1 / 0.5 A r2	1	2	GPIB	8	5	
E3642A	50	8 V r1 / 20 V r2	5 A r1 / 2.5 A r2	1	2	GPIB	5	5	½ RU w x 2 RU h
E3643A	50	35 V r1 / 60 V r2	1.4 A r1 / 0.8 A r2	1	2	GPIB	8	5	
E3644A	80	8 V r1 / 20 V r2	8 A r1 / 4 A r2	1	2	GPIB	5	5	
E3645A	80	35 V r1 / 60 V r2	2.2 A r1 / 1.3 A r2	1	2	GPIB	8	5	
E3646A	60	8 V r1 / 20 V r2	3 A r1 / 1.5 A r2	2	2	GPIB	5	5	
E3647A	60	35 V r1 / 60 V r2	0.8 A r1 / 0.5 A r2	2	2	GPIB	8	5	½ RU w x 3 RU h
E3648A	100	8 V r1 / 20 V r2	5 A r1 / 2.5 A r2	2	2	GPIB	5	5	
E3649A	100	35 V r1 / 60 V r2	1.4 A r1 / 0.8 A r2	2	2	GPIB	8	5	

\* Output 1 / Output 2 / Output 3

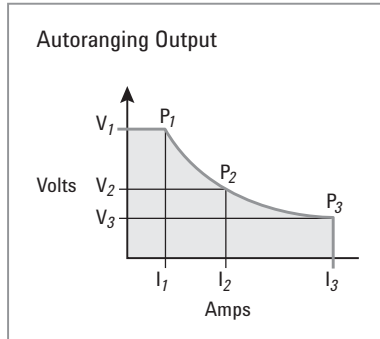
\*\* NOTE: RU refers to rack unit of a standard 19" EIA equipment rack. The width is either 1/2 or full. The height is in number of rack units which are 1.75" (44.4 mm) each. For example: a 3 RU h has a height of 5.25" (133.3 mm)

## 6030 Series Basic Autoranging DC Power Supplies

Autoranging to do the job of multiple power supplies

The 6030 Series basic power supplies offer autoranging outputs that give you maximum power at a variety of operating voltages. This enables you to use one power supply to do the job of multiple power supplies, saving rack space and reducing your system complexity.

- 240 W to 1200 W outputs, up to 500 V, and up to 120 A
- Built-in measurements and advance programming features simplify system design
- Full protection from over voltage and over current
- Computer control via GPIB



6032A

Model	Power (W)	Maximum V (V)	Maximum I (A)	Number of outputs	Number of ranges	Ripple and noise mVp-p	Programming accuracy % + mV	Transient response, ms	Size*	
6030A	1200	200	17	1	Autoranging	50	0.035 + 145	2	Full RU w x 3 RU h	
6031A	1064	20	120	1	Autoranging	50	0.035 + 15	2		
6032A	1200	60	50	1	Autoranging	40	0.035 + 40	2		
Basic	6033A	242	20	30	1	Autoranging	30	0.035 + 9	1	½ RU w x 4 RU h
	6035A	1050	500	5	1	Autoranging	160	0.25 + 400	5	Full RU w x 3 RU h
	6038A	240	60	10	1	Autoranging	30	0.035 + 40	1	½ RU w x 4 RU h

\* NOTE: RU refers to rack unit of a standard 19" EIA equipment rack. The width is either 1/2 or full. The height is in number of rack units which are 1.75" (44.4 mm) each. For example: a 3 RU h has a height of 5.25" (133.3 mm)

## N5700 Series and N8700 Series Basic DC Power Supplies

Space-saving basic power with modern interfaces

Now get up to 5200 W in a compact, 2U package with the N8700 Series or up to 1560 W in a compact, 1U package with the N5700 Series. Both series offers solid performance and a variety of basic and enhanced capabilities.

- Remote programming via GPIB, LAN and USB interfaces with the SCPI command set (drivers available)
- Analog control and monitoring of output voltage and current
- Connect multiple supplies in parallel or series for greater output current or voltage respectively
- Built-in measurements
- Front panel control and advanced programmable features
- Built-in protection features such as OVP, OCP, UVL, and OTP
- LXI Core compliant



N8731A: front/back



N5749A: front/back

Model	Power (W)	Maximum V (V)	Maximum I (A)	Number of outputs	Number of ranges	Ripple and noise mV/p-p	Programming accuracy % + mV	Transient response (ms)	Size*	
N5741A	600	6	100	1	1	60	0.5 + 3	≤ 1.5	Full RU w x 1 RU h	
N5742A	720	8	90	1	1	60	0.5 + 4	≤ 1.5		
N5743A	750	12.5	60	1	1	60	0.5 + 6.25	≤ 1.5		
N5744A	760	20	38	1	1	60	0.5 + 10	≤ 1		
N5745A	750	30	25	1	1	60	0.5 + 15	≤ 1		
N5746A	760	40	19	1	1	60	0.5 + 20	≤ 1		
N5747A	750	60	12.5	1	1	60	0.5 + 30	≤ 1		
N5748A	760	80	9.5	1	1	80	0.5 + 40	≤ 1		
N5749A	750	100	7.5	1	1	80	0.5 + 50	≤ 1		
N5750A	750	150	5	1	1	100	0.5 + 75	≤ 2		
N5751A	750	300	2.5	1	1	150	0.5 + 150	≤ 2		
N5752A	780	600	1.3	1	1	300	0.5 + 300	≤ 2		
N5761A	1080	6	180	1	1	60	0.5 + 3	≤ 1.5		Full RU w x 1 RU h
N5762A	1320	8	165	1	1	60	0.5 + 4	≤ 1.5		
N5763A	1500	12.5	120	1	1	60	0.5 + 6.25	≤ 1.5		
N5764A	1520	20	76	1	1	60	0.5 + 10	≤ 1		
N5765A	1500	30	50	1	1	60	0.5 + 15	≤ 1		
N5766A	1520	40	38	1	1	60	0.5 + 20	≤ 1		
N5767A	1500	60	25	1	1	60	0.5 + 30	≤ 1		
N5768A	1520	80	19	1	1	80	0.5 + 40	≤ 1		
N5769A	1500	100	15	1	1	80	0.5 + 50	≤ 1		
N5770A	1500	150	10	1	1	100	0.5 + 75	≤ 2		
N5771A	1500	300	5	1	1	150	0.5 + 150	≤ 2	Full RU w x 2 RU h	
N5772A	1560	600	2.6	1	1	300	0.5 + 300	≤ 2		
N8731A	3200	8	400	1	1	60	0.05 + 4	< 1		
N8732A	3300	10	330	1	1	60	0.05 + 5	< 1		
N8733A	3300	15	220	1	1	60	0.05 + 7.5	< 1		
N8734A	3300	20	165	1	1	60	0.05 + 10	< 1		
N8735A	3300	30	110	1	1	60	0.05 + 15	< 1		
N8736A	3400	40	85	1	1	60	0.05 + 20	< 1		
N8737A	3300	60	55	1	1	60	0.05 + 30	< 1		
N8738A	3360	80	42	1	1	80	0.05 + 40	< 1		
N8739A	3300	100	33	1	1	100	0.05 + 50	< 1		
N8740A	3300	150	22	1	1	100	0.05 + 75	< 2		
N8741A	3300	300	11	1	1	300	0.05 + 150	< 2		
N8742A	3300	600	5.5	1	1	500	0.05 + 300	< 2		
N8754A	5000	20	250	1	1	75	0.025 + 15	< 1	Full RU w x 2 RU h	
N8755A	5100	30	170	1	1	75	0.025 + 22.5	< 1		
N8756A	5000	40	125	1	1	75	0.025 + 30	< 1		
N8757A	5100	60	85	1	1	75	0.025 + 45	< 1		
N8758A	5200	80	65	1	1	100	0.025 + 60	< 1		
N8759A	5000	100	50	1	1	100	0.025 + 75	< 1		
N8760A	5100	150	34	1	1	120	0.025 + 112.5	< 2		
N8761A	5100	300	17	1	1	300	0.025 + 225	< 2		
N8762A	5100	600	8.5	1	1	500	0.025 + 450	< 2		

\* NOTE: RU refers to rack unit of a standard 19" EIA equipment rack. The width is either 1/2 or full. The height is in number of rack units which are 1.75" (44.4 mm) each. For example: a 3 RU h has a height of 5.25" (133.3 mm)

## NEW N8900 Series Autoranging System DC Power Supplies

High-power, autoranging output does the job of multiple supplies

The N8900 Series autoranging DC power supplies provide unprecedented flexibility by offering a wide range of voltage and current combinations at full power. Just one N8900 does the job of multiple power supplies! It's like having many power supplies in one!

- Up to 1500 V, up to 510 A
- 5 kW, 10 kW and 15 kW models in a small 3U package
- Easily parallel to create "one" power supply with > 100 kW of power
- Protection from over-voltage, over-current and over-temperature
- Control via GPIB, USB, LAN (LXI Core), and analog programming



N8900 Series

Model	Power (W)	Maximum V (V)	Maximum I (A)	Number of outputs	Number of ranges	Ripple and noise mVp-p	Programming accuracy 0.1% mV	Transient response (ms)	AC Input Voltage (VAC)	Size*
N8920A	5000	80	170	1	1	200	≤ 80	≤ 1.5	208	Full RU w x 3 RU h
N8921A	5000	200	70	1	1	300	≤ 200	≤ 1.5	208	
N8923A	5000	500	30	1	1	350	≤ 500	≤ 1.5	208	
N8924A	5000	750	20	1	1	800	≤ 750	≤ 1.5	208	
N8925A	10000	80	340	1	1	200	≤ 80	≤ 1.5	208	
N8926A	10000	200	140	1	1	300	≤ 200	≤ 1.5	208	
N8928A	10000	500	60	1	1	350	≤ 500	≤ 1.5	208	
N8929A	10000	750	40	1	1	800	≤ 750	≤ 1.5	208	
N8930A	10000	1000	30	1	1	800	≤ 1000	≤ 1.5	208	
N8931A	15000	80	510	1	1	200	≤ 80	≤ 1.5	208	
N8932A	15000	200	210	1	1	300	≤ 200	≤ 1.5	208	
N8934A	15000	500	90	1	1	350	≤ 500	≤ 1.5	208	
N8935A	15000	750	60	1	1	800	≤ 750	≤ 1.5	208	
N8937A	15000	1500	30	1	1	1000	≤ 1500	≤ 1.5	208	
N8940A	5000	80	170	1	1	200	≤ 80	≤ 1.5	400	Full RU w x 3 RU h
N8941A	5000	200	70	1	1	300	≤ 200	≤ 1.5	400	
N8943A	5000	500	30	1	1	350	≤ 500	≤ 1.5	400	
N8944A	5000	750	20	1	1	800	≤ 750	≤ 1.5	400	
N8945A	10000	80	340	1	1	200	≤ 80	≤ 1.5	400	
N8946A	10000	200	140	1	1	300	≤ 200	≤ 1.5	400	
N8948A	10000	500	60	1	1	350	≤ 500	≤ 1.5	400	
N8949A	10000	750	40	1	1	800	≤ 750	≤ 1.5	400	
N8950A	10000	1000	30	1	1	800	≤ 1000	≤ 1.5	400	
N8951A	15000	80	510	1	1	200	≤ 80	≤ 1.5	400	
N8952A	15000	200	210	1	1	300	≤ 200	≤ 1.5	400	
N8954A	15000	500	90	1	1	350	≤ 500	≤ 1.5	400	
N8955A	15000	750	60	1	1	800	≤ 750	≤ 1.5	400	
N8957A	15000	1500	30	1	1	1000	≤ 1500	≤ 1.5	400	

\* NOTE: RU refers to rack unit of a standard 19" EIA equipment rack. The width is either 1/2 or full. The height is in number of rack units which are 1.75" (44.4 mm) each. For example: a 3 RU h has a height of 5.25" (133.3 mm)

## 6500 and 6600 Series High-Performance DC Power Supplies

High-performance when the power supply matters to test

The 6500 and 6600 Series high-performance power supplies are designed to meet your most demanding requirements. With an extensive feature set, the 6600 Series can help you reduce test time and simplify your test system design.

- 40 W to 6600 W outputs, up to 120 V, and up to 875 A
- Fast, low-noise outputs increase your test throughput
- Extensive programming capability for flexible system design (6600 only)
- Built-in measurements and advance programming features simplify system design
- Computer control via GPIB on the 6600 Series. GPIB not available on the 6500 Series.



6623A



6631B



6680A

	Model	Power (W)	Maximum V (V)	Maximum I (A)	Number of outputs		Number of ranges	Ripple and noise mV/p-p	Programming accuracy % + mV	Transient response (µs)	Size**
Performance	6611C	40	8	5	1	1	3	0.05 + 5	< 100		½ RU w x 2 RU h
	6612C	40	20	2	1	1	3	0.05 + 10	< 100		
	6613C	50	50	1	1	1	4	0.05 + 20	< 100		
	6614C	50	100	0.5	1	1	5	0.05 + 50	< 100		
	6621A	80	20/7	4/10	2	2	3	0.06 + 19	< 75		
	6622A	100	20/50	4/2	2	2	3	0.06 + 50	< 75		Full RU w x 3 RU h
	6623A	80	20/50/20*	5/2/10*	3	2	3	0.06 + 50	< 75		
Precision	6624A	40	20/20/50/50*	5/5/2/2*	4	2	3	0.06 + 50	< 75		
	6627A	40	50	2	4	2	3	0.06 + 50	< 75		
	6625A	40	50/50*	0.5/2*	2	2	3	0.016 + 10	< 75		Full RU w x 3 RU h
	6626A	50	50/50/50/50*	0.5/0.5/2/2*	4	2	3	0.016 + 10	< 75		
Performance	6628A	50	50	2	2	2	3	0.016 + 10	< 75		
	6629A	50	50	2	4	2	3	0.016 + 10.	< 75		
	6631B	80	8	10	1	1	3	0.05 + 5	< 100		Full RU w x 2 RU h
	6632B	100	20	5	1	1	3	0.05 + 10	< 100		
	6633B	100	50	2	1	1	3	0.05 + 20	< 100		
	6634B	100	100	1	1	1	3	0.05 + 50	< 100		
	65/6641A	160	8	20	1	1	3	0.06 + 5	< 100		
	65/6642A	200	20	10	1	1	3	0.06 + 10	< 100		Full RU w x 2 RU h
	65/6643A	210	35	6	1	1	4	0.06 + 15	< 100		
	65/6644A	210	60	3.5	1	1	5	0.06 + 26	< 100		
	65/6645A	180	120	1.5	1	1	7	0.06 + 51	< 100		
	65/6651A	400	8	50	1	1	3	0.06 + 5	< 100		
	65/6652A	500	20	25	1	1	3	0.06 + 10	< 100		Full RU w x 3 RU h
	65/6653A	525	35	15	1	1	4	0.06 + 15	< 100		
	65/6654A	540	60	9	1	1	5	0.06 + 26	< 100		
	65/6655A	480	120	4	1	1	7	0.06 + 51	< 100		
	65/6671A	1760	8	220	1	1	7	0.04 + 8	< 900		
	65/6672A	2000	20	100	1	1	9	0.04 + 20	< 900		Full RU w x 3 RU h
	65/6673A	2100	35	60	1	1	9	0.04 + 35	< 900		
65/6674A	2100	60	35	1	1	11	0.04 + 60	< 900			
65/6675A	2160	120	18	1	1	16	0.04 + 120	< 900			
6680A	4375	5	875	1	1	10	0.04 + 5	< 900			
6681A	4640	8	580	1	1	10	0.04 + 8	< 900		Full RU w x 5 RU h	
6682A	5040	21	240	1	1	10	0.04 + 21	< 900			
6683A	5120	32	160	1	1	10	0.04 + 32	< 900			
6684A	4800	40	128	1	1	10	0.04 + 40	< 900			
6690A	6600	15	440	1	1	15	0.04 + 15	< 900		Full RU w x 5 RU h	
6691A	6600	30	220	1	1	25	0.04 + 30	< 900			
6692A	6600	60	110	1	1	25	0.04 + 60	< 900			

\* Output 1 / Output 2 / Output 3 / Output 4

\*\* NOTE: RU refers to rack unit of a standard 19" EIA equipment rack. The width is either 1/2 or full. The height is in number of rack units which are 1.75" (44.4 mm) each. For example: a 3 RU h has a height of 5.25" (133.3 mm)

## NEW B2961A/62A 6.5 Digit Low Noise Power Source

The Keysight B2961A/B2962A 6.5 Digit Low Noise Power Source is an advanced low cost power supply/source offering 6.5 digit best-in-class precision, wide and bipolar (4-quadrant) output ranges of 100 nV - 210 V/10 fA - 3 A (DC)/10.5 A (pulsed) and extremely low noise of 10  $\mu$ Vrms and 1 nVrms/ $\sqrt{\text{Hz}}$  (at 10 kHz). It also offers other innovative features such as graphing capability and arbitrary waveform generating capability (1 MHz - 10 kHz), which allow tests and evaluation that conventional power supply/sources cannot do. These superior capabilities make the B2961A and B2962A ideal companion instruments for use with other instruments such as oscilloscopes, network analyzers, spectrum analyzers, frequency counters, digital multi meters, nano-voltmeters, etc. The Keysight B2961A/B2962A can support the difficult measurement challenges faced by researchers, electronic development engineers and electronic technicians working on advanced devices and materials.

- 6.5 digit precision bipolar voltage/current source up to 210 V/10.5 A
- 10  $\mu$ Vrms output noise with external ultra-low noise filter
- 100 nV/10 fA sourcing resolution
- Precision arbitrary waveform generation capability
- Programmable output resistance and emulation
- Time domain voltage/current monitoring on the front panel



B2961A/62A

Model		B2961A/62A		B2961A/62A with LNF (Low Noise Filter)	B2961A/62A with ULNF (Ultra Low Noise Filter)		
Performance	Number of channels		1 / 2		1 / 2	1 / 2	
	Max output	Voltage	$\pm 210$ V		$\pm 210$ V	$\pm 42$ V	
		Current	DC	$\pm 3.03$ A		$\pm 3.03$ A	$\pm 105$ mA
			Pulsed	$\pm 10.5$ A		$\pm 10.5$ A	$\pm 105$ mA
	Power	31.8 W		31.8 W	31.8 W		
	Source	Max digits	Digits	6½		6½	6½
		Min resolution	Voltage	100 nV		100 nV	100 nV
			Current	10 fA		10 pA	10 pA
	Noise	0.1 Hz - 10 Hz	< 5 $\mu$ Vpp < 1 pApp		< 5 $\mu$ Vpp < 1 pApp	< 5 $\mu$ Vpp < 1 pApp	
		10 Hz - 20 MHz	3 mVrms		350 $\mu$ Vrms	10 $\mu$ Vrms 1 nVrms/ $\sqrt{\text{Hz}}$ at 10 kHz	
Measurement	Max digits	Digits	4½		4½	4½	
	Min programmable interval for arbitrary waveform		10 $\mu$ s (100,000 pts/s)		10 $\mu$ s (100,000 pts/s)	10 $\mu$ s (100,000 pts/s)	



## NEW N6900 and N7900 Advanced Power System (APS)

Overcome your toughest power test challenges

With Advanced Power System (APS) 1 kW and 2 kW system power supplies, you get a new level of power supply performance. VersaPower architecture delivers industry-leading specifications and innovative features for today's advanced ATE power testing needs—the fastest, most accurate, integrated power system.

- Accelerate test-system throughput with industry-leading speed
- Capture your DUT's current profile with accurate measurements
- Reduce your ATE development time and cost with highly integrated capabilities

### Need high performance in your ATE system?

Choose the Keysight N6900 Series APS DC Power Supply.

### Need high speed dynamic sourcing and measurement?

Choose the Keysight N7900 Series APS Dynamic DC Power Supply.

### Get lots of power in a small test-system footprint

Two power ranges deliver a large amount of power in a small test-system footprint.



Overcome a wide variety of power test challenges with the APS

	<b>Building a continuous source and load</b>		<b>Generating power transients</b>		<b>Properly powering on/off a DUT</b>
	<b>Increasing test system throughput</b>		<b>Characterizing inrush current</b>		<b>Tracking power events for root-cause analysis</b>
	<b>Protecting against power related damage</b>		<b>Characterizing dynamic current profiles</b>		<b>Maintaining output integrity under dynamic load conditions</b>

Model	Power (W)	Maximum V (V)	Maximum I (A)	Number of outputs	Number of ranges	Ripple and noise mVp-p	Programming accuracy % + mV	Transient response (µs)	Size*
N6950A	1000	9	100	1	1	9	0.03 + 1.5	100	Full RU w x 1 RU h
N6951A	1000	20	50	1	1	9	0.03 + 3	100	
N6952A	1000	40	25	1	1	9	0.03 + 6	100	
N6953A	1000	60	16.7	1	1	9	0.03 + 9	100	
N6954A	1000	80	12.5	1	1	9	0.03 + 12	100	Full RU w x 2 RU h
N6970A	2000	9	200	1	1	9	0.03 + 1.5	100	
N6971A	2000	20	100	1	1	9	0.03 + 3	100	
N6972A	2000	40	50	1	1	9	0.03 + 6	100	
N6973A	2000	60	33	1	1	9	0.03 + 9	100	Full RU w x 2 RU h
N6974A	2000	80	25	1	1	9	0.03 + 12	100	
N6976A	2000	120	16.7	1	1	30	0.03 + 17	100	
N6977A	2000	160	12.5	1	1	30	0.03 + 24	100	
N7950A	1000	9	100	1	1	9	0.03 + 1	100	Full RU w x 1 RU h
N7951A	1000	20	50	1	1	9	0.03 + 2	100	
N7952A	1000	40	25	1	1	9	0.03 + 4	100	
N7953A	1000	60	16.7	1	1	9	0.03 + 6	100	
N7954A	1000	80	12.5	1	1	9	0.03 + 8	100	Full RU w x 2 RU h
N7970A	2000	9	200	1	1	9	0.03 + 1	100	
N7971A	2000	20	100	1	1	9	0.03 + 2	100	
N7972A	2000	40	50	1	1	9	0.03 + 4	100	
N7973A	2000	60	33	1	1	9	0.03 + 6	100	Full RU w x 2 RU h
N7974A	2000	80	25	1	1	9	0.03 + 8	100	
N7976A	2000	120	16.7	1	1	30	0.03 + 11	100	
N7977A	2000	160	12.5	1	1	30	0.03 + 14	100	

\* NOTE: RU refers to rack unit of a standard 19" EIA equipment rack. The width is either 1/2 or full. The height is in number of rack units which are 1.75" (44.4 mm) each. For example: a 3 RU h has a height of 5.25" (133.3 mm)

## N6700 Low-Profile Modular Power System

Extensive family of modular power in a 1U package

The N6700 Series 1U-high, multiple-output programmable DC power supply system gives you the flexibility to optimize performance, power and price to match your test needs.

- Small size: up to 4 outputs in 1U of rack space
- Mainframes are available with 400 W, 600 W, or 1200 W capability
- Mix and match from 34 different DC power modules, ranging 50 W, 100 W, 300 W, or 500 W
- Streamline your tasks with built-in measurements, output sequencing, and optional LIST mode, built-in digitizer and disconnect relays
- Ultra fast command processing time (< 1 ms) reduces test time
- Computer control via GPIB, USB, and LAN (LXI Core)
- New high-power DC modules: N6755A-56A, N6763A-66A, N6777A



N6702A

### N6700 low-profile modular power system mainframe

Model	Power (W)	Max # modules	Physical size*
N6700B	400	4	Full RU w
N6701A	600	4	x
N6702A	1200	4	1 RU h

Model	Power (W)	Maximum V (V)	Maximum I (A)	Number of outputs	Number of slots occupied	Number of ranges	Ripple and noise mV(p-p)	Programming accuracy % + mV	Transient response (µs)	
Basic	N6731B	50	5	10	1	1	10	0.1 + 19	< 200	
	N6732B	50	8	6.25	1	1	12	0.1 + 19	< 200	
	N6733B	50	20	2.5	1	1	14	0.1 + 20	< 200	
	N6734B	50	35	1.5	1	1	15	0.1 + 35	< 200	
	N6735B	50	60	0.8	1	1	25	0.1 + 60	< 200	
	N6736B	50	100	0.5	1	1	30	0.1 + 100	< 200	
	N6741B	100	5	20	1	1	11	0.1 + 19	< 200	
	N6742B	100	8	12.5	1	1	12	0.1 + 19	< 200	
	N6743B	100	20	5	1	1	14	0.1 + 20	< 200	
	N6744B	100	35	3	1	1	15	0.1 + 35	< 200	
	N6745B	100	60	1.6	1	1	25	0.1 + 60	< 200	
	N6746B	100	100	1	1	1	30	0.1 + 100	< 200	
	N6773A	300	20	15	1	1	20	0.1 + 20	< 250	
	N6774A	300	35	8.5	1	1	22	0.1 + 35	< 250	
N6775A	300	60	5	1	1	35	0.1 + 60	< 250		
N6776A	300	100	3	1	1	45	0.1 + 100	< 250		
N6777A	300	150	2	1	1	68	0.1 + 150	< 250		
Performance	N6751A	50	50	5	1	1	Autoranging	4.5	0.06 + 19	< 100
	N6752A	100	50	10	1	1	Autoranging	4.5	0.06 + 19	< 100
	N6753A	300	20	50	1	2	Autoranging	5	0.06 + 10	< 100
	N6754A	300	60	20	1	2	Autoranging	6	0.06 + 25	< 100
	N6755A	500	20	50	1	2	Autoranging	5	0.06 + 10	< 100
	N6756A	500	60	17	1	2	Autoranging	6	0.06 + 25	< 100
Precision	N6761A	50	50	1.5	1	1	Autoranging	4.5	0.016 + 6	< 100
	N6762A	100	50	3	1	1	Autoranging	4.5	0.016 + 6	< 100
	N6763A	300	20	50	1	2	Autoranging	5	0.03 + 5	< 100
	N6764A	300	60	20	1	2	Autoranging	6	0.03 + 12	< 100
	N6765A	500	20	50	1	2	Autoranging	5	0.03 + 5	< 100
	N6766A	500	60	17	1	2	Autoranging	6	0.03 + 12	< 100
Specialty	Additional N6780 series source measure unit modules and application specific modules available, see page 23.									



\* NOTE: RU refers to rack unit of a standard 19" EIA equipment rack. The width is either 1/2 or full. The height is in number of rack units which are 1.75" (44.4 mm) each. For example: a 3 RU h has a height of 5.25" (133.3 mm)

## N6705B DC Power Analyzer

Quickly understand your device's power consumption

Gain insight into your device's power consumption in minutes without writing a single line of code. The N6705B combines one to four DC power supplies, a DMM, an oscilloscope, an arbitrary waveform generator, and a data logger in one integrated package.

- Saves time—no programming required and it eliminates the need to gather multiple instruments
- Flexible, modular system—mix and match power modules to optimize your testing
- Uses the same modules as the N6700 Series low-profile modular power supply—see page 15
- Computer control via GPIB, USB, and LAN (LXI Core)

Function	Description
<b>Output speed</b>	Voltage changes as fast as 160 $\mu$ s per step voltage change
<b>Voltmeter accuracy</b>	Up to 0.025% + 50 $\mu$ V, up to 18-bit resolution
<b>Ammeter accuracy</b>	Up to 0.025% + 8 nA, up to 18-bit resolution
<b>Arbitrary Waveform</b>	Bandwidth up to 100 kHz, output power up to 300 W
<b>Scope function</b>	Digitizes voltage and current at up to 200 kHz, up to 512 k points, up to 18-bits resolution
<b>Data logger function</b>	Measurement interval from 20 $\mu$ s to 60 s, maximum of 500 Mreadings per data log
<b>Non-volatile data storage</b>	4 GB



## 66000 Modular Power System

Speed and accuracy with up to eight outputs

The 66000 Series modular DC power supplies give you up to eight outputs per mainframe. The modular design conserves rack space and simplifies system cabling and assembly.

- Modular system permits up to 8 outputs of 150 W per output in 4U of rack space
- Modules are available with 150 W, 8 V to 200 V, 0.75 A to 16 A
- Simplify reconfiguration or repair with easily swappable modules
- Streamline your tasks with built-in measurements, LIST mode, and optional keyboard for manual control
- Full protection from over voltage and over current
- Computer control via GPIB



**66000 modular power system mainframe**

Model	Power, (W)	Max # modules	Physical size*
66000A	1200	8	Full RU w x 4 RU h

**66000 modules**

Model	Power (W)	Maximum V (V)	Maximum I (A)	Number of outputs	Number of ranges	Ripple and noise mV/p-p	Programming accuracy % + mV	Transient response (ms)
	66101A	128	8	16	1	1	5	0.03 + 3
66102A	150	20	7.5	1	1	7	0.03 + 8	< 1
66103A	150	35	4.5	1	1	10	0.03 + 13	< 1
66104A	150	60	2.5	1	1	15	0.03 + 27	< 1
66105A	150	120	1.25	1	1	25	0.03 + 54	< 1
66106A	150	200	0.75	1	1	50	0.03 + 90	< 1

\* NOTE: RU refers to rack unit of a standard 19" EIA equipment rack. The width is either 1/2 or full. The height is in number of rack units which are 1.75" (44.4 mm) each. For example: a 3 RU h has a height of 5.25" (133.3 mm)

## N3300 and 6060 Series DC Electronic Loads

### Programmable loads with measurements

The N3300 and 6060 Series DC electronic loads give you flexibility for testing power supplies and other devices requiring a load. The built-in measurement system provides both accuracy and convenience and eliminates the need for a DMM, external shunts and wiring.

The N3300 multiple-input models are fast, accurate, and ideal for high-volume manufacturing, while single input 6060 models are ideal for evaluation of DC power sources and power components on your bench.



### N3300 Multiple Input Electronic Loads

- Increase test throughput with short command processing time and stored command sequences
- Test multiple power supply outputs with up to 6 modules with 150 W to 600 W capability
- Operate in constant current, constant voltage, or constant resistance modes
- Measure voltage and current simultaneously
- Use in parallel for greater current sinking capability
- Computer control with GPIB

#### N3300 mainframes

Model	Max # modules	Physical size*
N3300A	6	Full RU w x 4 RU h
N3301A	2	½ RU w x 4 RU h

#### N3300 modules

Model	Input power, W		Maximum input, V	Maximum input, I	Constant current accuracy, % + mA	Constant voltage accuracy, % + mV	Current measurement accuracy, % + mA	Voltage measurement accuracy, % + mV	Width, slot
	Input power, W	Maximum input, V	Maximum input, V	Maximum input, I	Constant current accuracy, % + mA	Constant voltage accuracy, % + mV	Current measurement accuracy, % + mA	Voltage measurement accuracy, % + mV	Width, slot
N3302A	150	60	30	0.1 + 10	0.1 + 8	0.05 + 6	0.05 + 8	1	
N3303A	250	240	10	0.1 + 7.5	0.1 + 40	0.05 + 5	0.05 + 20	1	
N3304A	300	60	60	0.1 + 15	0.1 + 8	0.05 + 10	0.05 + 8	1	
N3305A	500	150	60	0.1 + 15	0.1 + 20	0.05 + 10	0.05 + 16	2	
N3306A	600	60	120	0.1 + 37.5	0.1 + 8	0.05 + 20	0.05 + 8	2	
N3307A	250	150	30	0.1 + 15	0.1 + 20	0.05 + 6	0.05 + 16	1	

### 6060 Single Input Electronic Loads

- Cost effective load for single input applications
- Ideal for bench applications, provides optional front panel connection
- Computer control via GPIB

#### 6060 loads

Model	Input power, W		Maximum input, V	Maximum input, I	Constant current accuracy, % + mA	Constant voltage accuracy, % + mV	Current measurement accuracy, % + mA	Voltage measurement accuracy, % + mV	Size*
	Input power, W	Maximum input, V	Maximum input, V	Maximum input, I	Constant current accuracy, % + mA	Constant voltage accuracy, % + mV	Current measurement accuracy, % + mA	Voltage measurement accuracy, % + mV	Size*
6060B	300	60	60	0.1 + 75	0.1 + 50	0.05 + 65	0.05 + 45	Full RU w	
6063B	250	240	10	0.15 + 10	0.12 + 120	0.12 + 10	0.1 + 150	x 4 RU h	

\* NOTE: RU refers to rack unit of a standard 19" EIA equipment rack. The width is either 1/2 or full. The height is in number of rack units which are 1.75" (44.4 mm) each. For example: a 3 RU h has a height of 5.25" (133.3 mm)

## Keysight AC Single-Phase Power Sources

### An integrated AC power solution

Keysight offers two families of AC power sources to meet your AC test challenges—from basic to complex. The AC6800 Series of basic AC sources offer stable, reliable power with models available up to 4000 VA. The 6800B series of performance AC sources provide a complete AC test solution with built in arbitrary waveform generator to simulate many types of power waveforms, at power levels up to 1750 VA. Both families may also be used to produce DC power, either alone or as a DC offset to an AC waveform. All models are backed with global support and the longest standard warranty in the industry.



### NEW Keysight AC6800 Series Basic AC Sources

The quality and capability you need.

- Models up to 4000 VA are available to meet your basic AC power source and measurement requirements
- An intuitive user interface tested over time
- LAN/LXI Core and USB (standard), and GPIB (optional plug-in card)

### Keysight 6800B Series Performance AC Sources/ Analyzers

The complete AC power test solution.

- Models up to 1750 VA are available to meet your performance AC source requirements
- Extensive built-in power measurement capabilities
- GPIB
- Integrated transient waveform generation and harmonic capabilities to simulate and analyze your AC environment

	Model	RMS power	RMS voltage	RMS current	Output frequency	Peak current	DC power	DC voltage
Basic	New AC6801A	500 VA	270 V	5 A	500 Hz	7.5 A	400 W	380 V
	New AC6802A	1000 VA	270 V	10 A	500 Hz	15 A	800 W	380 V
	New AC6803A	2000 VA	270 V	20 A	500 Hz	30 A	1600 W	380 V
	New AC6804A	4000 VA	270 V	40 A	500 Hz	60 A	3200 W	380 V
Performance	6811B	375 VA	300 V	3.25 A	1 kHz	40 A	285 W	425 V
	6812B	750 VA	300 V	6.5 A	1 kHz	40 A	575 W	425 V
	6813B	1750 VA	300 V	13 A	1 kHz	80 A	1350 W	425 V

## N6780 Series Source Measure Units (SMUs)

The N6781A is a 2-quadrant SMU for battery drain analysis. It offers advance features to accurately capture the power consumption of portable, battery-powered devices. When used with the 14585A Software, the N6781A becomes an even more powerful battery drain analysis solution, offering additional insights into your measurements.

The N6782A is a 2-quadrant SMU for function test of a device. It has the ability to modulate its output up to 100 kHz along with the capability to source and sink current.

The N6784A is a 4-quadrant SMU that provides precise sourcing and measurement for general purpose applications.

The N6780 source measure units (SMUs) are modules for the N6705B DC power analyzer mainframe for R&D, and the N6700 low-profile mainframes for ATE.

- Seamless, dynamic measurements down to nA and  $\mu\text{V}$  (N6781A and N6782A only)
- Glitch-free operation—change sourcing ranges or measurement ranges without any glitches
- Excellent transient response for stable output voltage with dynamic loads
- 2 or 4-quadrant operation: use as a DC power supply or electronic load
- Fast modulation of DC output to create arbitrary waveforms up to 100 kHz
- Computer control via GPIB, USB, and LAN (LXI Core)



### N6705B DC Power Analyzer

Flexible/reconfigurable	
Available slots	Mainframe accepts up to 4 DC power modules
Power	600 W total DC module output power
Instrument control	GPIB, USB, LAN (LXI Class C Compliant)

### N6780 SMU modules

	Model	Power (W)	Max voltage (V)	Max current (A)	Ripple and noise (mVp-p)	Programming accuracy % + $\mu\text{V}$	Transient response ( $\mu\text{s}$ )
Specialty	N6781A	20	20	$\pm 3$	12	0.025 + 200	$\leq 35$
	N6782A	20	20	$\pm 3$	12	0.025 + 200	$\leq 35$
	N6784A	20	$\pm 20$	$\pm 3$	12	0.025 + 200	$\leq 35$

## 14585A Control and Analysis Software

The software for the DC power analyzer compliments the front panel of the N6705 mainframe, offering advanced functionality and PC control. It is a flexible R&D tool for any application. When used to control an N6781A SMU, it can be used for advanced battery drain analysis applications.

- Control and analyze data from up to four N6705 DC power analyzer and any installed modules at once
- Easily create complex waveforms to stimulate or load down a DUT by inputting a formula, choosing from built-in, or importing waveform data.
- Data log measurements directly to a PC
- Perform statistical analysis of power consumption

## B2900A Series Precision Source/Measure Units

The Keysight B2900A Series of Precision Source/Measure Units are compact and cost-effective bench-top Source/Measure Units (SMUs). These capabilities are ideal for a wide variety of IV (current versus voltage) measurement tasks that require both high resolution and accuracy. The innovative graphical user interface with four viewing modes (single view, dual view, graph view and roll view) improves usability and productivity of bench-top tests, debug and characterization dramatically. The Keysight B2900A series is also well-suited for production with the fast measurement speed.

- Test up to 210 V and 3 A (DC) or 10.5 A (pulsed) with a single instrument
- Source and measurement resolution down to 10 fA and 100 nV
- Innovative GUI facilitate fast bench-top test, debug and characterization
- Ultrafast throughput for lower cost-of-test



			B2901A	B2902A	B2911A	B2912A		
<b>Specialty</b>	Number of channels		1	2	1	2		
	Max output	Voltage		± 210 V	± 210 V	± 210 V	± 210 V	
		Current	DC		± 3.03 A	± 3.03 A	± 3.03 A	± 3.03 A
			Pulsed		± 10.5 A	± 10.5 A	± 10.5 A	± 10.5 A
		Power		31.8 W	31.8 W	31.8 W	31.8 W	
	Source	Max digits	Digits	5 ½	5 ½	6 ½	6 ½	
		Min resolution	Voltage		1 µV	1 µV	100 nV	100 nV
			Current		1 pA	1 pA	10 fA	10 fA
	Measurement	Max digits	Digits	6 ½	6 ½	6 ½	6 ½	
		Max resolution	Voltage		100 nV	100 nV	100 nV	100 nV
Current				100 fA	100 fA	10 fA	10 fA	
	Min programmable interval for List sweep/AWG waveform		20 µs	20 µs	10 µs	10 µs		
	Min trigger interval for digitizing (Max sample rate)		20 µs (50,000 pts/s)	20 µs (50,000 pts/s)	10 µs (100,000 pts/s)	10 µs (100,000 pts/s)		




## USB Modular Source Measure Unit

Source and measure DC voltage/current reliably

The Keysight USB modular source measure unit (SMU) allows you to perform sweeps and make measurements using a single device. The SMU offers voltage and current programming/readback with high accuracy measurement capabilities. You can configure each of the three channels separately or in a matrix—in series or parallel—for increased power. It comes bundled with Keysight Measurement Manager (AMM) software that includes a command logger function to help you convert SCPI commands into snippets of VEE, V, C+ and C# code.

- Three-channel, four-quadrant operation ( $\pm 20$  V,  $\pm 120$  mA)
- High measurement sensitivity of 100 pA with 16-bit resolution
- 0.1% basic accuracy
- Low current measurement capability down to nA levels
- Embedded test script able to support three channels with coherent source and measurement capabilities (for U2723A)
- IV Curve application support in the Keysight Measurement Manager Software (for U2723A)
- Faster rise/fall time (for U2723A)
- Hi-Speed USB 2.0 (480 Mbps)



U2722A

<b>Model</b>	<b>U2722A/23A</b>
Number of outputs	3
<b>Output ratings (at 0 °C to 50 °C)</b>	
Voltage	-20 V to 20 V per channel
Current	-120 mA to 120 mA per channel

<b>Model</b>		<b>U2722A/23A</b>		
		<b>Range</b>	<b>Accuracy<sup>1</sup></b>	<b>Resolution</b>
<b>Specialty</b>	<b>Voltage programming/readback</b>	$\pm 2$ V	0.075% + 1.5 mV	0.1 mV
		$\pm 20$ V	0.05% + 10 mV	1 mV
	<b>Current programming/readback</b>	$\pm 1$ $\mu$ A	0.085% + 0.85 nA	100 pA
		$\pm 10$ $\mu$ A	0.085% + 8.5 nA	1 nA
		$\pm 100$ $\mu$ A	0.075% + 75 nA	10 nA
		$\pm 1$ mA	0.075% + 750 nA	100 nA
	$\pm 10$ mA	0.075% + 7.5 $\mu$ A	1 $\mu$ A	
	$\pm 120$ mA	0.1% + 100 $\mu$ A	20 $\mu$ A	

<b>Model</b>		<b>U2722A</b>	<b>U2723A</b>	
<b>Rise/fall time (ms)<sup>1</sup></b>		<b>Accuracy<sup>1</sup></b>	<b>Accuracy<sup>1</sup></b>	
<b>Specialty</b>	For resistive measurement <sup>2</sup>	$\pm 1$ $\mu$ A	170.0	15.0
		$\pm 10$ $\mu$ A	18.0	5.0
		$\pm 100$ $\mu$ A	6.0	1.0
		$\pm 1$ mA	1.0	1.0
		$\pm 10$ mA	1.0	1.0
		$\pm 120$ mA	1.0	1.0

<sup>1</sup> Drive 50% of 1 V or 10 V output with a resistive load. Rise time is from 10% to 90% of program voltage change at maximum current. Fall time is from 90% to 10% of program voltage change at maximum current.

<sup>2</sup> Measurements obtained are per default bandwidth setting.

## Modular Source Monitor Unit Series

The modular source monitor unit (SMU) series provides precision voltage and current source and measurement capabilities. The wide range of available models and advanced measurement features provides a variety of price-performance points for parametric measurement and analysis. Modular product family members enable customization now and provide for future expansion as requirements change, while 2-channel units provide cost-effective solutions for simple test needs. The E5270B is targeted at precision semiconductor device characterization, and the E5260 Series (E5260A, E5262A, and E5263A) is targeted at high-speed production test.

- Modular product family for precision measurement or high speed measurement
- Modularity enable customization now and provides for future expansion as requirements change
- 2-channel units provide cost-effective solutions for simple test needs
- Source and measurement up to 200 V/1 A
- Ultra low current measurement down to 0.1 fA
- A Ground Unit (GNDU) is available per mainframe



E5260A

E5260A high-speed measurement mainframe

- Slots: 8
- GND sink: 4 A
- E5262A 2-channel high-speed source/monitor unit
- Fixed configuration: 2 x E5291A
- GND sink: 2.2 A
- E5263A 2-channel high-speed source/monitor unit
- Fixed configuration: 1 x E5290A, 1 x E5291A
- GND sink: 2.2 A

### E5260A modules

	Module	Description	Max force V	Max force I	Voltage measurement resolution	Current measurement resolution	Required slots
Specialty	E5290A	High Speed Type High Power SMU Module	± 200	± 1	100 μV	5 pA	2
	E5291A	High Speed Type Medium Power SMU Module	± 100	± 0.2	100 μV	5 pA	1

E5270B precision measurement mainframe

- Slots: 8
- GND sink: 4 A

### E5270B modules

	Module	Description	Max force V	Max force I	Voltage measurement resolution	Current measurement resolution	Required slots
Specialty	E5280B	Precision High Power SMU Module	± 200	± 1	2 μV	10 fA	2
	E5281B	Precision Medium Power SMU Module	± 100	± 0.1	0.5 μV	10 fA	1
	E5287A	Atto Level High Resolution SMU Module	± 100	± 0.1	0.5 μV	1 fA	1
	E5288A	Atto Sense and Switch Unit (ASU) for Atto Level High Resolution SMU Module	± 100	± 0.1	0.5 μV	0.1 fA	NA

## Semiconductor Device Analyzer

The B1500A Semiconductor Device Analyzer integrates multiple measurement and analysis capabilities for accurate and quick device characterization into a single instrument. It is the only parameter analyzer with the versatility to provide both a wide range of device characterization capabilities along with uncompromised measurement reliability and repeatability. It supports all aspects of measurement, from fundamental current-voltage (IV) and capacitance-voltage (CV) characterization up to state-of-the-art fast pulsed IV testing. In addition, the B1500A's ten-slot modular architecture allows you to

add or upgrade measurement modules if your measurement needs change over time.

Keysight EasyEXPERT, resident GUI-based software running on the B1500A's embedded Windows 7 platform, supports efficient and repeatable device characterization. Furnished with hundreds of ready-to-use measurements (application tests), the B1500A provides an intuitive and powerful environment for test execution and analysis. It facilitates the accurate and fast electrical characterization and evaluation of devices, materials, semiconductors, active/passive components, or virtually any other type of electronic device.



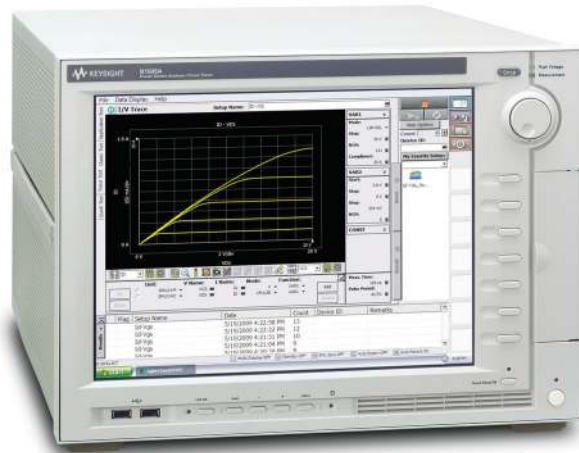
B1500A

	Test coverage	Supported module	Key specifications	Key features
Specialty	For DC and pulsed IV measurement	B1510A High Power Source/Measure Unit (HPSMU)	<ul style="list-style-type: none"> <li>Up to 200 V/1 A</li> <li>Min 10 fA/2 <math>\mu</math>V resolution</li> </ul>	<ul style="list-style-type: none"> <li>Min 100 <math>\mu</math>s Sampling (time domain) measurement</li> <li>Min 500 <math>\mu</math>s pulse width with 100 <math>\mu</math>s resolution</li> <li>Quasi-static capacitance voltage (QSCV) measurement with leakage current compensation</li> <li>4 quadrant operation</li> <li>Kelvin (4-wire) connection</li> <li>Spot, sweep and other capabilities</li> </ul>
		B1511B Medium Power Source/Measure Unit (MPSMU)	<ul style="list-style-type: none"> <li>Up to 100 V/0.1 A</li> <li>Min 10 fA/0.5 <math>\mu</math>V resolution</li> <li>Optional ASU for 0.1 fA and IV/CV switching</li> </ul>	
		B1517A High Resolution Source/Measure Unit (HRSMU)	<ul style="list-style-type: none"> <li>Up to 100 V/0.1 A</li> <li>Min 1 fA/0.5 <math>\mu</math>V resolution</li> <li>Optional ASU for 0.1 fA and IV/CV switching</li> </ul>	
		B1514A 50 $\mu$ s Pulse Medium Current Source/Measure Unit (MCSMU)	<ul style="list-style-type: none"> <li>Up to 30 V/1 A (0.1 A DC)</li> </ul>	
	For capacitance measurement	B1520A Multi-Frequency Capacitance Measurement Unit (MFCMU)	<ul style="list-style-type: none"> <li>1 kHz to 5 MHz frequency range</li> <li>25 V built-in DC bias and 100 V DC bias with SMU and SCUU</li> </ul>	<ul style="list-style-type: none"> <li>AC impedance measurement (C-V, C-f, C-t)</li> <li>Easy, fast and accurate IV and CV measurements with automated switching via SCUU</li> </ul>
	For ultra-fast pulsed and transient IV measurement	B1530A Waveform Generator/Fast Measurement Unit (WGFMU)	<ul style="list-style-type: none"> <li>10 ns programmable resolution for waveform generation</li> <li>200 MSa/s simultaneous high-speed measurement</li> <li>10 V peak-to-peak output</li> </ul>	<ul style="list-style-type: none"> <li>No load line effects; accurate pulsed IV measurement using SMU-based technology</li> <li>Enabled for advanced applications, such as NBTI/PBTI, RTN, etc.</li> </ul>
	For pulse generation	B1525A High Voltage Semiconductor Pulse Generator Unit (HV-SPGU)	<ul style="list-style-type: none"> <li>Up to <math>\pm</math> 40 V high voltage output</li> </ul>	<ul style="list-style-type: none"> <li>Two-level and three-level pulsing and arbitrary waveform generation capability on each channel</li> <li>Ideal for non-volatile memory testing</li> </ul>
	For ultra-fast pulsed high-k/SOI evaluation	B1542A 10 ns Pulsed IV parametric test solution	<ul style="list-style-type: none"> <li>Min 10 ns gate pulse width with 2 ns rise and fall times</li> <li>1 <math>\mu</math>s current measurement resolution</li> </ul>	<ul style="list-style-type: none"> <li>Accurate Id-Vd and Id-Vg measurement</li> <li>Easy switching between DC and pulsed measurements</li> </ul>

## Power Device Analyzer/Curve Tracer

The Keysight B1505A Power Device Analyzer/Curve Tracer is the only single box solution available with the capability to characterize high power devices from the sub-picoamp level up to 10 kV and 1500 A. This capability allow evaluation of novel new device such as IGBT and materials such as GaN and SiC.

- All-in-one solution for current-voltage (IV) from sub-pA up to 10 kV and 1500 A
- Capacitance-voltage (CV) at up to 3000V of DC bias
- 10  $\mu$ s high power pulse measurement
- $\mu\Omega$  on-resistance measurement capability
- Oscilloscope View for voltage current pulse verification
- MS Windows-based EasyEXPERT software simplifies data management and data analysis
- Upgradable and scalable hardware architecture



B1505A Power device analyzer/curve tracer

Slots: 10

	Measurement resources	Required module/expander	Required slots	Main specification
Specialty	High Power SMU (HPSMU)	B1510A HPSMU	2	Up to 200 V, 1 A force, 10 fA current resolution
	Medium Power SMU (MPSMU)	B1511A MPSMU	1	Up to 100 V, 100 mA force, 10 fA current resolution
	High Current SMU (HCSMU)	B1512A HCSMU	2	20 A/20 V (Pulsed); 1 A/40 V (DC) *1
	High Voltage SMU (HVSMU)	B1513B HVSMU	2	1500 V/8 mA; 3000 V/4 mA; (Pulsed and DC)
	Medium Current SMU (MCSMU)	B1514A MCSMU	1	1 A/30 V (Pulsed); 100 mA/30 V (DC)
	Multi Frequency Capacitance Measurement Unit (MFCMU)	B1520A MFCMU	1	1 kHz to 5 MHz. 0 to $\pm 25$ V, using MFCMU internal DC bias
	High Voltage Medium Current Unit (HVMCU)	M1266A, B1513B, 2 x B1514A	4	$\pm 1500$ V/2.5 A (Pulsed), $\pm 2200$ V/1.1 A (Pulsed)
	Ultra High Current Unit (UHCU)	N1265A, 2 x B1514A	2	1500 A/60 V (Pulsed), 22.5 kW peak power
	Ultra High Voltage Unit (UHVU)	N1268A, 2 x B1514A	2	10 kV/10 mA (DC), 10 kV/20 mA (Pulsed)

\*1. The current ranges can be increased to 40 A/20 V (pulsed) and 2 A/40 V (DC) using two HCSMUs with the Dual HCSMU combination adapter.

## N6783A Application-Specific Modules

The Keysight N6783A-BAT Battery Charge/Discharge Module is a basic, 2-quadrant module designed to be used by battery-powered (mobile) device designers. The N6783A-BAT's 2-quadrant operation allows it to act as a power supply to charge the battery or as an electronic load to discharge the battery. When used in the N6705B DC Power Analyzer mainframe along with the 14585A Control and Analysis software, short- and long-term measurements for battery validation are made easy.

The Keysight N6783A-MFG Mobile Communications DC Power Module offers advanced features specifically for testing battery-powered (mobile) devices in manufacturing. The N6783A-MFG offers fast, accurate measurements and excellent voltage transient response to address the unique challenges associated with testing mobile wireless devices.

The N6783A-BAT and N6783A-MFG modules can be used with the N6700 low-profile mainframes for ATE and with the N6705B DC power analyzer mainframe for R&D.

- Optimized for basic battery charge/discharge application (N6783A-BAT)
- Optimized for mobile device manufacturing test (N6783A-MFG)
- Fast transient response ensures stable power supply output voltage
- Digitizing measurement system for flexible, accurate current measurements
- USB, LAN (LXI Core), and GPIB interfaces



N6700B

### N6700 modular power system mainframe

Model	Power, (W)	Max # modules
N6700B low-profile (ATE)	400	4
N6701A low-profile (ATE)	600	4
N6702A low-profile (ATE)	1200	4
N6705B DC power analyzer (R&D)	600	4

### N6783 Application-specific modules

	Model	Power (W)	Max voltage (V)	Max current (A)	Ripple and noise (mVp-p)	Programming accuracy % + $\mu$ V	Transient response ( $\mu$ s)
Specialty	N6783A-BAT	24	8	+3 to -2 A	8	0.1 + 10	$\leq$ 45
	N6783A-MFG	18	6	+3 to -2 A	8	0.1 + 10	$\leq$ 45

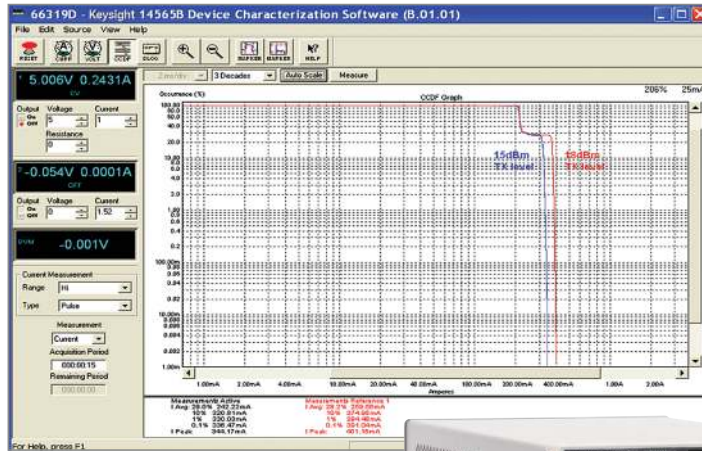


N6705B

## 66300 Mobile Communications DC Sources

66300 mobile communications power supplies are designed and optimized to help you test mobile wireless devices. They provide the DC sourcing, current sinking, and measurement capabilities to address the unique challenges of simulating batteries and battery packs and measuring the current drawn by your device under test.

- Fast DC power source to replace and simulate the battery during testing
- Fast voltage transient response ensures maximum test-system throughput by minimizing device shutdowns
- Dynamic measurement system enables accurate current measurement from  $\mu\text{A}$  to A
- When the 66319B/D and 66321B/D are coupled with the 14565B Software, it gives you a powerful analysis tool to optimize your device designs for long battery life



14565B

66321B  
66319B



## Keysight 14565B Device Characterization Software

- Graphical user software—no programming required
- 3 modes of operation: waveform capture, data logging, CCDF statistical analysis
- Visualization and analysis tools to help you identify anomalies and characterize and quantify battery drain to optimize your design
- Automation capability allows you to control the 14565B from other programs to automate and synchronize DUT activity with current drain measurements

Model	Power (W)	Maximum V (V)	Maximum I (A)	Number of outputs	Number of ranges	Ripple and noise mVp-p	Programming accuracy	Transient response ( $\mu\text{s}$ )	Size*
	% + mV								
66309B/D	45	15	3 (5 A peak)	2	1	6	0.05 + 10	< 35	½ RU w x 2 RU h
66311B	45	15	3 (5 A peak)	1	1	6	0.05 + 10	< 35	
66319B/D	45	15	3 (5 A peak)	2	1	6	0.05 + 10	< 20	
66321B/D	45	15	3 (5 A peak)	1	1	6	0.05 + 10	< 20	
66332A	100	20	5	2	1	3	0.05 + 10	< 100	

\* NOTE: RU refers to rack unit of a standard 19" EIA equipment rack. The width is either 1/2 or full. The height is in number of rack units which are 1.75" (44.4 mm) each. For example: a 3 RU h has a height of 5.25" (133.3 mm)

## E4360 Modular Solar Array Simulation

The modular solar array simulator (SAS) is a DC power source that simulates the output characteristics of a solar array. The SAS is primarily a current source with very low output capacitance. It is capable of simulating the I-V curve of different arrays under different environmental conditions (temperature, age, etc.). You can set the I-V curve from the front panel or program it over GPIB, LAN (LXI Core) or USB.

- Accurate simulation of any type of solar array
- Small size: up to 2 outputs in 2U of rack space
- High output power—up to 600 W per output
- Fast I-V curve changes to simulate eclipse or spin
- 14360A System Control Tools software included to simplify control of multiple solar array simulators in a system
- Custom turn-key system or individual instruments available

E4360A  
SAS mainframe



E4360A modules



### E4360 modular solar array simulator mainframes

	Model	Power, W	Modules	Max # of modules	Physical size*
<b>Specialty</b>	E4360A	1200	Choose from E4361A and E4362A	2	Full RU w x 2 RU h
	E4367A	1200	Pre-configured with 2x E4361A	2	Full RU w x 1 RU h
	E4368A	1200	Pre-configured with 2x E4362A	2	Full RU w x 1 RU h

### E4360 modules

	Model	Power, W	Max Voc	Max Isc	Number of outputs	Ripple and noise mVp-p	Programming accuracy % + mV
<b>Specialty</b>	E4361A	510	65	8.5	1	125	0.075 + 10
	E4362A	600	130	5	1	195	0.075 + 20

\* NOTE: RU refers to rack unit of a standard 19" EIA equipment rack. The width is either 1/2 or full. The height is in number of rack units which are 1.75" (44.4 mm) each. For example: a 3 RU h has a height of 5.25" (133.3 mm)

**myKeysight**

**myKeysight**

[www.keysight.com/find/mykeysight](http://www.keysight.com/find/mykeysight)

A personalized view into the information most relevant to you.



[www.axiestandard.org](http://www.axiestandard.org)

AdvancedTCA® Extensions for Instrumentation and Test (AXIe) is an open standard that extends the AdvancedTCA for general purpose and semiconductor test. Keysight is a founding member of the AXIe consortium. ATCA®, AdvancedTCA®, and the ATCA logo are registered US trademarks of the PCI Industrial Computer Manufacturers Group.



[www.lxistandard.org](http://www.lxistandard.org)

LAN eXtensions for Instruments puts the power of Ethernet and the Web inside your test systems. Keysight is a founding member of the LXI consortium.



[www.pxisa.org](http://www.pxisa.org)

PCI eXtensions for Instrumentation (PXI) modular instrumentation delivers a rugged, PC-based high-performance measurement and automation system.



**Three-Year Warranty**

[www.keysight.com/find/ThreeYearWarranty](http://www.keysight.com/find/ThreeYearWarranty)

Keysight's commitment to superior product quality and lower total cost of ownership. The only test and measurement company with three-year warranty standard on all instruments, worldwide.



**Keysight Assurance Plans**

[www.keysight.com/find/AssurancePlans](http://www.keysight.com/find/AssurancePlans)

Up to five years of protection and no budgetary surprises to ensure your instruments are operating to specification so you can rely on accurate measurements.



[www.keysight.com/go/quality](http://www.keysight.com/go/quality)

Keysight Technologies, Inc.  
DEKRA Certified ISO 9001:2008  
Quality Management System

**Keysight Channel Partners**

[www.keysight.com/find/channelpartners](http://www.keysight.com/find/channelpartners)

Get the best of both worlds: Keysight's measurement expertise and product breadth, combined with channel partner convenience.

[www.keysight.com](http://www.keysight.com)

[www.keysight.com/find/power](http://www.keysight.com/find/power)

For more information on Keysight Technologies' products, applications or services, please contact your local Keysight office. The complete list is available at: [www.keysight.com/find/contactus](http://www.keysight.com/find/contactus)

**Americas**

Canada	(877) 894 4414
Brazil	55 11 3351 7010
Mexico	001 800 254 2440
United States	(800) 829 4444

**Asia Pacific**

Australia	1 800 629 485
China	800 810 0189
Hong Kong	800 938 693
India	1 800 112 929
Japan	0120 (421) 345
Korea	080 769 0800
Malaysia	1 800 888 848
Singapore	1 800 375 8100
Taiwan	0800 047 866
Other AP Countries	(65) 6375 8100

**Europe & Middle East**

Austria	0800 001122
Belgium	0800 58580
Finland	0800 523252
France	0805 980333
Germany	0800 6270999
Ireland	1800 832700
Israel	1 809 343051
Italy	800 599100
Luxembourg	+32 800 58580
Netherlands	0800 0233200
Russia	8800 5009286
Spain	800 000154
Sweden	0200 882255
Switzerland	0800 805353
	Opt. 1 (DE)
	Opt. 2 (FR)
	Opt. 3 (IT)
United Kingdom	0800 0260637

For other unlisted countries:  
[www.keysight.com/find/contactus](http://www.keysight.com/find/contactus)  
(BP-07-10-14)

