



MicroscopeWorld
20 YEARS OF EXCELLENCE

(<http://www.microscopeworld.com/default.aspx>)



([HTTP://WWW.MICROSCOPEWORLD.COM/T-GSA-CONTRACT-
INFORMATION.ASPX](http://www.microscopeworld.com/t-gsa-contract-information.aspx))[ABOUT US \(/T-ABOUT.ASPX\)](#) | [CONTACT US \(/CONTACTUS.ASPX\)](#) | [LOGIN \(SIGNIN.ASPX\)](#) | [MY ACCOUNT \(/ACCOUNT.ASPX\)](#)
[SHOPPING CART \(0\) \(SHOPPINGCART.ASPX\)](#)

Need Assistance? 800-942-0528

GO

[INDUSTRIAL](#) [CLINICAL](#) [PROFESSIONALS](#) [STUDENT / HOBBYIST](#) [DIGITAL](#) [ACCESSORIES](#) [BRANDS](#) [RESEARCH](#)



[RESOURCE LIBRARY \(T-RESOURCE-LIBRARY.ASPX\)](http://www.facebook.com/MicroscopeWorld)

(<http://www.facebook.com/MicroscopeWorld>)



([/s-516-
blog.aspx](http://www.microscopeworld.com/s-516-blog.aspx))

MEIJI SLR DIGITAL CAMERA ADAPTERS FOR MICROSCOPES



(<http://twitter.com/microscopeworld>)



([http://microscope-
world.tumblr.com/](http://microscope-world.tumblr.com/))



([http://www.youtube.com/channel/UCkE4ZEORGK02D-
ClcgF15Wg?
feature=watch](http://www.youtube.com/channel/UCkE4ZEORGK02D-ClcgF15Wg?feature=watch))



(<http://instagram.com/MicroscopeWorld#>)



(<https://www.pinterest.com/microscopeworld/>)

In order to adapt your 35mm film or digital SLR camera to the Meiji trinocular port of your microscope, you will need the following items.

1. T-2 Ring (p-521-t2-camera-adapter-ring.aspx) for your SLR Camera Body



- T2-1 Canon (p-521-t2-camera-adapter-ring.aspx) (see T2-9 for EOS)
- T2-2 Minolta (p-521-t2-camera-adapter-ring.aspx)
- T2-3 Pentax K (p-521-t2-camera-adapter-ring.aspx)
- T2-4 Pentax S (p-521-t2-camera-adapter-ring.aspx) (threaded)
- T2-5 Nikon (p-521-t2-camera-adapter-ring.aspx)

- T2-6 Olympus (p-521-t2-camera-adapter-ring.aspx) (MF-1 OM may be needed)
- T2-7 Contax, Yashica (p-521-t2-camera-adapter-ring.aspx)
- T2-8 Konica (p-521-t2-camera-adapter-ring.aspx)
- T2-9 Canon EOS, auto focus (p-521-t2-camera-adapter-ring.aspx)
- T2-10 Minolta Alpha/Maxim 2000 (p-521-t2-camera-adapter-ring.aspx)



(SLR_camera_chart.aspx)

(http://www.facebook.com/MicroscopeWorld)



For an expanded list of digital SLR cameras and appropriate T-2 rings, please click here (SLR_camera_chart.aspx).

(/s-516-blog.aspx)

2. Photo Eyepiece (p-520-meiji-microscope-photo-eyepiece.aspx)



(p-520-meiji-microscope-photo-eyepiece.aspx)

(http://twitter.com/microscopeworld)

The photo eyepiece will perform the same function as the standard 35mm camera lens (focusing the image at the film plane). There are three photo eyepieces to choose from.



(http://microscopeworld.tumblr.com/)

- MA986 (p-520-meiji-microscope-photo-eyepiece.aspx) - 1.9x Magnification (Consumer SLR cameras use this lens to match 10x eyepieces)
- MA512 (p-520-meiji-microscope-photo-eyepiece.aspx) - 2.5x Magnification (For PRO series digital SLR cameras)
- MA500 (p-520-meiji-microscope-photo-eyepiece.aspx) - 3.3x Magnification (with reticle mount)
- MA508 (p-520-meiji-microscope-photo-eyepiece.aspx) - 5x Magnification



(http://www.youtube.com/channel/UCkE4ZEORGK02D-ClcgF15Wg?feature=watch)



(p-

520-meiji-microscope-photo-eyepiece.aspx)



3. MA150 Series Camera Attachment

(http://instagram.com/MicroscopeWorld#)

The camera attachment will allow you to mount the camera body directly to the microscope trinocular port.



MA150/50 (p-517-meiji-microscope-camera-attachment-ma150-50.aspx) Straight tube camera attachment

MA150/60 (p-515-meiji-microscope-camera-attachment-focusing-eyepiece-ma150-60.aspx) Camera attachment with built-in focusing eyepiece



(p-517-meiji-microscope-



(p-515-meiji-microscope-

camera-attachment-ma150-50.aspx)

camera-attachment-focusing-eyepiece-ma150-60.aspx)



[View the complete setup](http://www.facebook.com/microscopeworld)
(http://www.facebook.com/microscopeworld)



(/s-516-
blog.aspx)



(http://twitter.com/microscopeworld)



(http://microscope-
world.tumblr.com/)



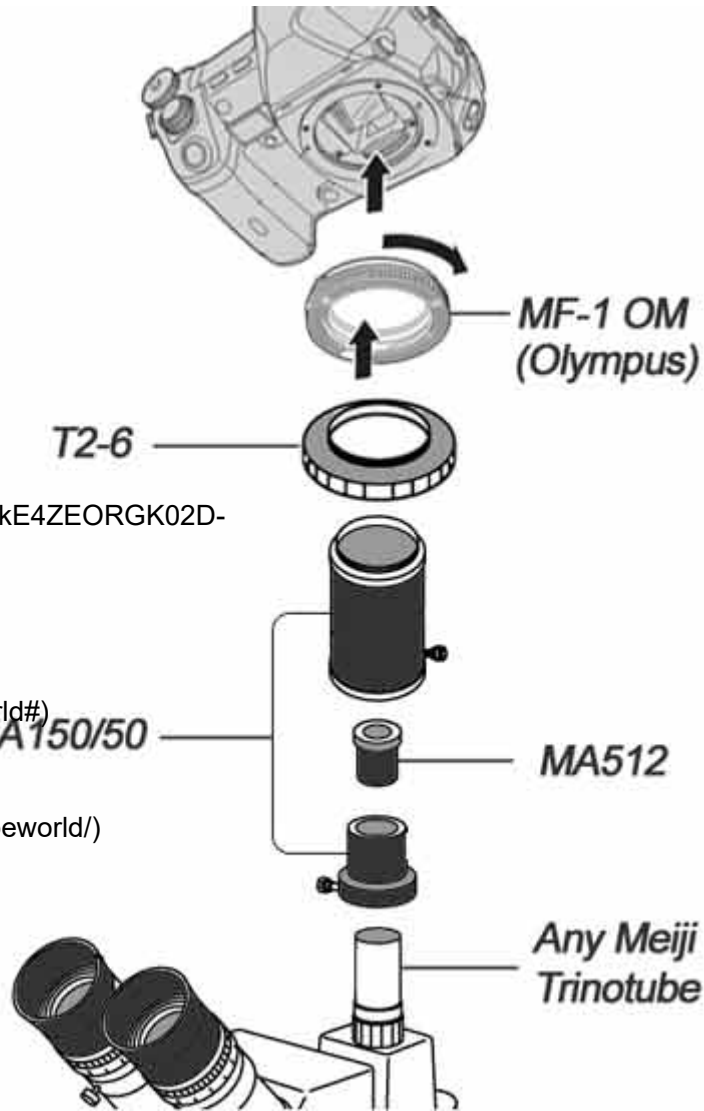
(http://www.youtube.com/channel/UCkE4ZEORGK02D-
ClcgF15Wg?
feature=watch)



(http://instagram.com/MicroscopeWorld#)



(https://www.pinterest.com/microscopeworld/)



Like Share Be the first of your friends to like this.

CATEGORY


Clinical (</c-256-clinical.aspx>)

Digital (</c-125-digital.aspx>)


Industrial (</c-290-industrial.aspx>)

Research (</c-365-research.aspx>)

Student / Hobbyist (</c-210-student-hobbyist.aspx>)

 Accessories (</c-213-accessories.aspx>)

(<http://www.facebook.com/MicroscopeWorld>)
Microscope Specials (</c-385-microscope-specials.aspx>)

 Professionals (</c-9-professionals.aspx>)
([/s-516-](/s-516-blog.aspx)
[blog.aspx](http://www.facebook.com/MicroscopeWorld))



REQUEST A
QUOTE
SAME DAY RESPONSE
Submit Request

(<http://twitter.com/microscopeworld>)

([http://microscope-
world.tumblr.com/](http://microscope-world.tumblr.com/))

(<https://www.microscopeworld.com/requestquote.aspx>)

 Upgrade to Digital
([http://www.youtube.com/channel/UCkE4ZEORGK02D-
ClcgF15Vlg?](http://www.youtube.com/channel/UCkE4ZEORGK02D-ClcgF15Vlg?feature=watch)
[feature=watch](http://www.youtube.com/channel/UCkE4ZEORGK02D-ClcgF15Vlg?feature=watch))

(<https://www.microscopeworld.com/t-upgrade-to-digital.aspx>)

 Options Available
(<http://instagram.com/MicroscopeWorld#>)


(<https://www.pinterest.com/microscopeworld/>)

(</t-gsa-contract-information.aspx>)



PRODUCT CATEGORIES

Clinical Microscopes (<http://www.microscopeworld.com/c-256-clinical.aspx>)

BRANDS (<http://www.microscopeworld.com/t-shop-microscope-brands.aspx>)

Lumenera (<http://www.microscopeworld.com/s-15-lumenera.aspx>)

Digital Microscopes (<http://www.microscopeworld.com/c-125-digital.aspx>)

Industrial Microscopes (<http://www.microscopeworld.com/c-290-industrial.aspx>)

Inverted Microscopes (<http://www.microscopeworld.com/c-452.aspx>)

Polarizing Microscopes (<http://www.microscopeworld.com/c-318.aspx>)

Research Microscopes (<http://www.microscopeworld.com/c-365-research-microscopes-products.aspx>)

Stereo Microscopes (<http://www.microscopeworld.com/c-290.aspx>)

Jenoptik (<http://www.microscopeworld.com/s-144-jenoptik.aspx>)

Mitutoyo (<http://www.microscopeworld.com/s-391-mitutoyo.aspx>)

Fein Optic (<http://www.microscopeworld.com/s-375-fein-optic.aspx>)

Meiji Techno (<http://www.microscopeworld.com/s-159-meiji-techno.aspx>)

Swift (<http://www.microscopeworld.com/s-206-swift.aspx>)

Lumencor (<http://www.microscopeworld.com/s-357-lumencor.aspx>)

Microscope World (<http://www.microscopeworld.com/s-13-microscope-world.aspx>)

Motic (<http://www.microscopeworld.com/s-129-motic.aspx>)


National Optical (<http://www.microscopeworld.com/s-150-national-optical.aspx>)


PCO (<https://www.microscopeworld.com/s-450-pco.aspx>)


Richter Optica (<http://www.microscopeworld.com/s-358-richter-optica.aspx>)


Huvitz (<http://www.microscopeworld.com/s-350-huvitz.aspx>)

PAXcam (<http://www.microscopeworld.com/s-476-paxcam.aspx>)

 Student/ Hobbyist Microscopes (<http://www.microscopeworld.com/c-210-student-hobbyist.aspx>)
<http://www.facebook.com/MicroscopeWorld>

 Accessories (<http://www.microscopeworld.com/c-213-accessories.aspx>)

 Microscope Specials (<http://www.microscopeworld.com/c-385-microscope-specials.aspx>)
<http://www.microscopeworld.com/s-516-blog.aspx>

 Resource Library (<http://www.microscopeworld.com/t-resource-library.aspx>)
<http://twitter.com/microscopeworld>

 HOME (/)
<http://microscopeworld.com>

 Request a Quote (<http://www.microscopeworld.com/t-RequestQuote.aspx>)

 Microscope Service (<http://www.youtube.com/channel/UCkE4Z2EORGK02D-CggF15Wg?feature=watch>)

 Microscope Digital Upgrade (<http://www.youtube.com/channel/UCkE4Z2EORGK02D-CggF15Wg?feature=watch>)

 Resource Library (<http://www.microscopeworld.com/t-resource-library.aspx>)

 About Us (<http://www.microscopeworld.com/t-about.aspx>)

 Contact Us (<http://www.microscopeworld.com/t-contact.aspx>)

 Instagram (<http://instagram.com/MicroscopeWorld#>)

 Microscope Blog (<http://www.microscopeworld.com/s-516-blog.aspx>)

 My Account (<http://www.microscopeworld.com/t-account.aspx>)

 Shipping Information (<http://www.microscopeworld.com/t-shipping.aspx>)

[Our Return Policy \(/t-returns.aspx\)](http://www.microscopeworld.com/t-returns.aspx)

[Privacy Policy \(/t-privacy.aspx\)](http://www.microscopeworld.com/t-privacy.aspx)

[Employment Opportunities \(/t-jobs.aspx\)](http://www.microscopeworld.com/t-jobs.aspx)

Customer Service 800-942-0528

Swift Microscope World (<http://www.swift-microscopeworld.com/>)

The Swift brand of scopes

Motic Microscope (<http://www.motic-microscope.com/>)

The Motic brand of scopes

6122 Innovation Way, Carlsbad, CA 92009
 (800) 942-0528 (US TOLL FREE)
 1-760-438-0528 (INTERNATIONAL)



Select Language | ▼

©COPYRIGHT 2020 MICROSCOPE WORLD • ALL RIGHTS RESERVED

CUSTOM ECOMMERCE DESIGN (<https://www.tronebrandenergy.com/capabilities/web-design-and-development/ecommerce>) BY TRONE BRAND ENERGY

-  (<http://www.facebook.com/MicroscopeWorld>)
-  (/s-516-blog.aspx)
-  (<http://twitter.com/microscopeworld>)
-  (<http://microscope-world.tumblr.com/>)
-  (<http://www.youtube.com/channel/UCkE4ZEORGK02D-ClcgF15Wg?feature=watch>)
-  (<http://www.facebook.com/MicroscopeWorld>)
-  (<http://instagram.com/MicroscopeWorld#>)
-  (<https://www.pinterest.com/microscopeworld/>)
-  (/s-516-blog.aspx)
-  (<http://twitter.com/microscopeworld>)
-  (<http://microscope-world.tumblr.com/>)
-  (<http://www.youtube.com/channel/UCkE4ZEORGK02D-ClcgF15Wg?feature=watch>)
-  (<http://instagram.com/MicroscopeWorld#>)
-  (<https://www.pinterest.com/microscopeworld/>)