


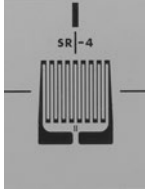

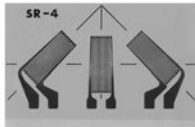


SR-4® (Constantan Foil, Polyimide Carrier) Strain Gages

Following is a representative listing of the most popular gage patterns formerly manufactured by BLH. For availability of other SR-4 strain gages in other patterns and series—including those for transducer applications—please contact the Applications Engineering Department.

GAGE PATTERN		DESIGNATION	RES. IN OHMS	DIMENSIONS— inches (millimeters)				
				GRID LENGTH	OVERALL LENGTH	GRID WIDTH	MATRIX	
							Length	Width
	FAE-25-12SX	120 ± 0.2	0.250 (6.35)	0.350 (8.89)	0.125 (3.18)	0.548 (13.92)	0.250 (6.35)	
	FAE-25-35SX	350 ± 0.5	0.250 (6.35)	0.350 (8.89)	0.125 (3.18)	0.548 (13.92)	0.250 (6.35)	
	FAE-25-100SX	1000 ± 0.2	0.235 (5.97)	0.425 (10.79)	0.175 (4.44)	0.710 (18.03)	0.465 (11.81)	
	FAE-12-12SX	120 ± 0.2	0.125 (3.18)	0.180 (4.57)	0.065 (1.65)	0.354 (8.99)	0.175 (4.45)	
	FAE-12-35SX	350 ± 0.5	0.125 (3.18)	0.180 (4.57)	0.062 (1.57)	0.359 (9.12)	0.180 (4.57)	
	FAE-12-100SX	1000 ± 0.2	0.125 (3.18)	0.180 (4.57)	0.062 (1.57)	0.364 (9.25)	0.185 (4.70)	
Half-Square Grid—General Purpose								
	FAE-12S-12SX	120 ± 0.2	0.122 (3.10)	0.190 (4.38)	0.125 (3.18)	0.364 (9.25)	0.240 (6.10)	
	FAE-12S-35SX	350 ± 0.5	0.122 (3.10)	0.190 (4.38)	0.125 (3.18)	0.375 (9.53)	0.240 (6.10)	
	FAE-06S-12SX	120 ± 0.2	0.062 (1.57)	0.130 (3.30)	0.062 (1.57)	0.308 (7.82)	0.180 (4.57)	
	FAE-06S-35SX	350 ± 0.5	0.062 (1.57)	0.130 (3.30)	0.062 (1.57)	0.308 (7.82)	0.180 (4.57)	
Square Grid—High Power Dissipation								
	FAE-03W-12SX	120 ± 0.2	0.031 (0.79)	0.075 (1.90)	0.062 (1.57)	0.269 (6.83)	0.140 (3.56)	
	FAE-03W-35SX	350 ± 0.5	0.031 (0.79)	0.075 (1.90)	0.062 (1.57)	0.269 (6.83)	0.152 (3.86)	
Wide Grid—General Purpose, Low Profile								
	FAET-12A-12SX	120 ± 0.2	0.125 (3.18)	0.245 (6.22)	0.125 (3.18)	0.475 (12.07)	0.460 (11.68)	
	FAET-12A-35SX	350 ± 0.5	0.125 (3.18)	0.245 (6.22)	0.125 (3.18)	0.475 (12.07)	0.460 (11.68)	
Tee-Rosette—General Purpose								
	FAER-25B-12SX	120 ± 0.2	0.250 (6.35)	0.380 (9.65)	0.125 (3.18)	0.604 (15.34)	0.935 (23.75)	
	FAER-25B-35SX	350 ± 0.5	0.250 (6.35)	0.385 (9.78)	0.125 (3.18)	0.600 (15.24)	0.935 (23.75)	
	FAER-12B-12SX	120 ± 0.2	0.125 (3.18)	0.190 (4.77)	0.062 (1.57)	0.350 (8.89)	0.485 (12.32)	
	FAER-12B-35SX	350 ± 0.5	0.125 (3.18)	0.190 (4.77)	0.062 (1.57)	0.355 (9.02)	0.500 (12.70)	
3 Element Rosette—45° Planar								



Disclaimer

ALL PRODUCTS, PRODUCT SPECIFICATIONS AND DATA ARE SUBJECT TO CHANGE WITHOUT NOTICE.

Vishay Precision Group, Inc., its affiliates, agents, and employees, and all persons acting on its or their behalf (collectively, "VPG"), disclaim any and all liability for any errors, inaccuracies or incompleteness contained herein or in any other disclosure relating to any product.

The product specifications do not expand or otherwise modify VPG's terms and conditions of purchase, including but not limited to, the warranty expressed therein.

VPG makes no warranty, representation or guarantee other than as set forth in the terms and conditions of purchase. **To the maximum extent permitted by applicable law, VPG disclaims (i) any and all liability arising out of the application or use of any product, (ii) any and all liability, including without limitation special, consequential or incidental damages, and (iii) any and all implied warranties, including warranties of fitness for particular purpose, non-infringement and merchantability.**

Information provided in datasheets and/or specifications may vary from actual results in different applications and performance may vary over time. Statements regarding the suitability of products for certain types of applications are based on VPG's knowledge of typical requirements that are often placed on VPG products. It is the customer's responsibility to validate that a particular product with the properties described in the product specification is suitable for use in a particular application. You should ensure you have the current version of the relevant information by contacting VPG prior to performing installation or use of the product, such as on our website at vpgsensors.com.

No license, express, implied, or otherwise, to any intellectual property rights is granted by this document, or by any conduct of VPG.

The products shown herein are not designed for use in life-saving or life-sustaining applications unless otherwise expressly indicated. Customers using or selling VPG products not expressly indicated for use in such applications do so entirely at their own risk and agree to fully indemnify VPG for any damages arising or resulting from such use or sale. Please contact authorized VPG personnel to obtain written terms and conditions regarding products designed for such applications.

Product names and markings noted herein may be trademarks of their respective owners.

Copyright Vishay Precision Group, Inc., 2014. All rights reserved.